

Credit: Luc Galoppin, Belgium

@JohnBoscoConamaTCD

DRAFT

Findings on ISL / “Fitting in” Issues

Sense of Community Index
Deaf Community in Ireland

Dr John Bosco Conama

Centre for Deaf Studies, Trinity College Dublin

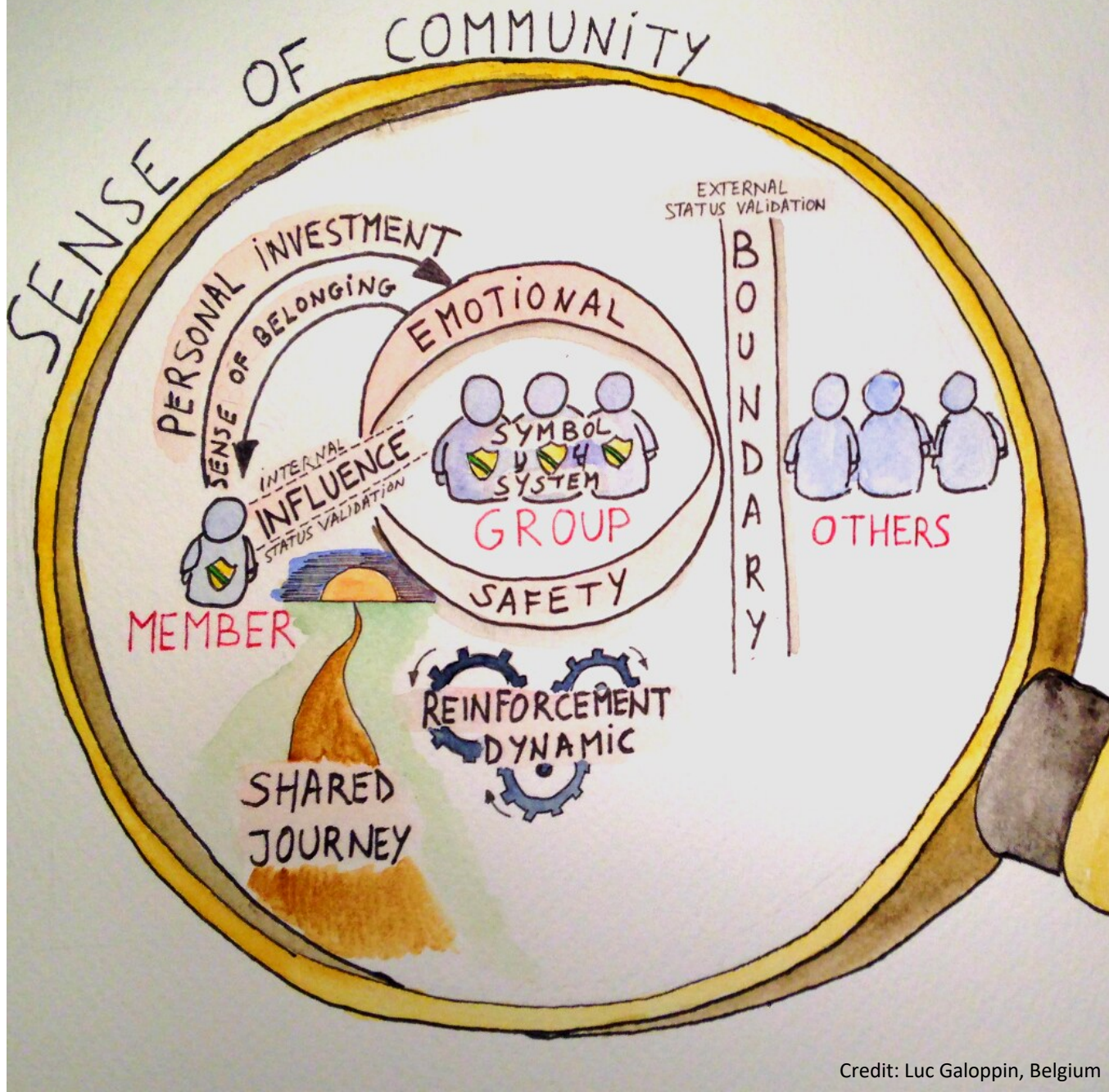
21st January 2021

Zoom - Community Dialogue

Caution!

- Initial findings
- Focusing on the main question – sense of community
- Representativeness?



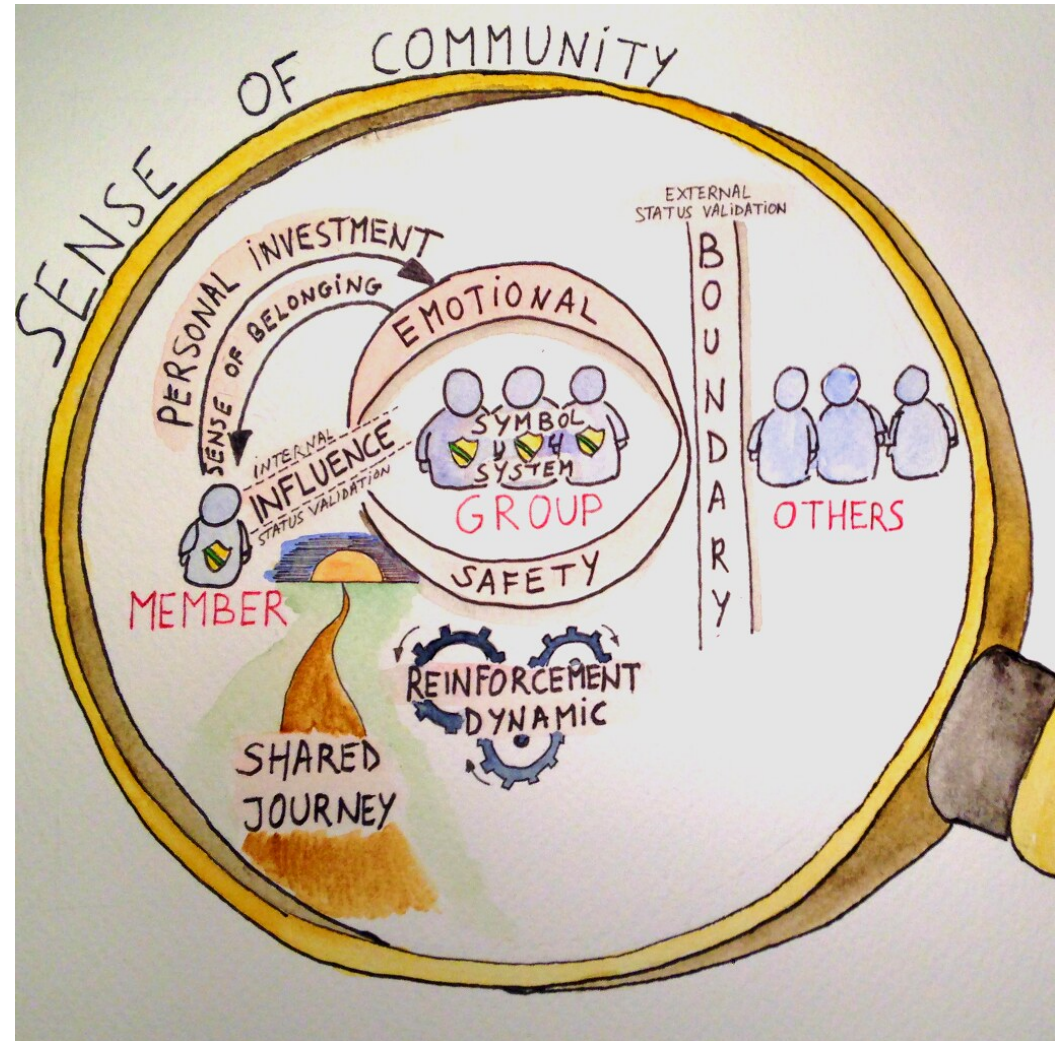


Credit: Luc Galoppin, Belgium

Sense of Community

The theoretical concept of 'sense of community' is as McMillian and Chavis (1996) states:

"a feeling that members have of belonging, a feeling that members matter to one another and the group, and a shared faith that members' needs will be met through their commitment to be together".




Answer	%	Count
Deaf	80.75%	214
Hard of hearing	4.15%	11
Child of Deaf Adult(s)	3.40%	9
Hearing sibling of Deaf adult(s)	0.75%	2
Hearing	10.94%	29
Total	100%	265
Did not identify		5
TOTAL		270

**Demographical
details of
respondents –**

***Identify yourself
as***

How well does each of the following statements represent how you feel about this community? (n 270)

Statements	Fully Agree	Mostly Agree	Somewhat Agree	Not sure	Not at all	Total
5 Irish Sign Language (ISL) is the key that holds the community together.	69.6%	20.0%	7.0%	2.2%	1.1%	100%
7 This community is accessible to me because its members use Irish Sign Language (ISL).	60.4%	26.3%	7.4%	3.3%	2.6%	100%
14 I am comfortable with the community because its members use Irish Sign Language (ISL) to express their views and stories.	55.2%	27.0%	13.3%	3.3%	1.1%	100%
22 Fluency in Irish Sign Language (ISL) is very important for all members.	69.6%	18.2%	10.4%	1.1%	0.7%	100%
28 Irish Sign Language (ISL) shapes my identity a lot.	51.5%	25.9%	14.4%	5.2%	3.0%	100%



Breakdown according to variables

Statement 1-9 - How well does each of the following statements represent how you feel about this community? (n – 265)

5 Irish Sign Language is the key that holds the community together.

(Proficiency in ISL)

Respondents rate their fluency in ISL	Proficient		Reasonable		Basic		All respondents	
	%	Count	%	Count	%	Count	%	Count
Fully Agree	74.4%	145	56.9%	29	55.6%	10	69.80%	185
Mostly Agree	19.0%	37	23.5%	12	16.7%	3	19.60%	52
Somewhat Agree	3.1%	6	15.7%	8	27.8%	5	7.20%	19
Not sure	3.1%	6	0.0%	0	0.0%	0	2.30%	6
Not at all	0.5%	1	3.9%	2	0.0%	0	1.10%	3
Total	100.0%	195	100.0%	51	100.0%	18	100%	265

Statement 1-9 - How well does each of the following statements represent how you feel about this community?

5 Irish Sign Language is the key that holds the community together.

(Identify yourself as)

	Deaf / HoH		CoDAs, Hearings	
Answer	%	Count	%	Count
Fully Agree	73.8%	166	47.5%	19
Mostly Agree	16.0%	36	40.0%	16
Somewhat Agree	7.6%	17	5.0%	2
Not sure	2.2%	5	2.5%	1
Not at all	0.4%	1	5.0%	2
Total	100%	225	100%	40

Statement 1-9 - How well does each of the following statements represent how you feel about this community?

5 Irish Sign Language is the key that holds the community together.
(Geographical location)

	National		Dublin		Rest of Ireland	
Answer	%	Count	%	Count	%	Count
Fully Agree	69.8%	185	69.4%	77	71.5%	98
Mostly Agree	19.6%	52	23.4%	26	16.1%	22
Somewhat Agree	7.2%	19	5.4%	6	8.0%	11
Not sure	2.3%	6	0.9%	1	2.9%	4
Not at all	1.1%	3	0.9%	1	1.5%	2
Total	100%	265	100%	111	100%	137

Statement 1-9 - How well does each of the following statements represent how you feel about this community?

5 Irish Sign Language is the key that holds the community together. (Gender)

Answer	All Females		Females (DHH, Proficient)		Males		Males (DHH, Proficient)	
	%	Count	%	Count	%	Count	%	Count
Fully Agree	68.1%	113	77.2%	78	72.2%	70	76.6%	49
Mostly Agree	21.7%	36	17.8%	18	16.5%	16	14.1%	9
Somewhat Agree	6.6%	11	2.0%	2	8.2%	8	4.7%	3
Not sure	1.8%	3	2.0%	2	3.1%	3	4.7%	3
Not at all	1.8%	3	1.0%	1	0.0%	0	0.0%	0
Total	100.0%	166	100%	101	100%	97	100%	64

Statement 1-9 - How well does each of the following statements represent how you feel about this community?

5 Irish Sign Language is the key that holds the community together. (Sexual Orientation)

Answer	Heterosexuals (all)		Heterosexuals (DHH, proficient)		LGBTQI+, Prefer NTR	
	%	Count	%	Count	%	Count
Fully Agree	71.1%	162	77.9%	113	62.2%	23
Mostly Agree	18.0%	41	15.2%	22	29.7%	11
Somewhat Agree	7.5%	17	3.4%	5	5.4%	2
Not sure	2.2%	5	2.8%	4	2.7%	1
Not at all	1.3%	3	0.7%	1	0.0%	0
Total	100%	228	100%	145	100%	37

Statement 1-9 - How well does each of the following statements represent how you feel about this community?

5 Irish Sign Language is the key that holds the community together. (Age Groups)

Answer	Under 30		Under 30 (DHH, Proficient)		31-49 years old (all)		31-49 years old (DHH, Proficient)		Over 50 years old (all)		Over 50 years old (DHH, Proficient)	
	%	Count	%	Count	%	Count	%	Count	%	Count	%	Count
Fully Agree	57.9%	22	76.5%	13	66.9%	83	76.6%	59	77.7%	80	78.1%	57
Mostly Agree	26.3%	10	11.8%	2	22.6%	28	19.5%	15	13.6%	14	13.7%	10
Somewhat Agree	10.5%	4	11.8%	2	7.3%	9	2.6%	2	5.8%	6	4.1%	3
Not sure	2.6%	1	0.0%	0	1.6%	2	1.3%	1	2.9%	3	4.1%	3
Not at all	2.6%	1	0.0%	0	1.6%	2	0.0%	0	0.0%	0	0.0%	0
Total	100%	38	100%	17	100%	124	100%	77	100%	103	100%	73



Fitting
in.....

Statement 1-9 - How well does each of the following statements represent how you feel about this community?

STATEMENT	Fully Agree	Mostly Agree	Somewhat Agree	Not sure	Not at all	Total
1. I get important needs of mine met because I am part of this community.	35.56% 96	30.37% 82	25.93% 70	5.19% 14	2.96% 8	270
2. Community members and I value the same things.	30.74% 83	35.93% 97	24.44% 66	7.78% 21	1.11% 3	270
3. Being a member of this community makes me feel good.	43.70% 118	34.44% 93	12.96% 35	6.67% 18	2.22% 6	270
4. People in this community have similar needs, priorities, and goals.	28.15% 76	37.41% 101	22.59% 61	9.63% 26	2.22% 6	270

Statement 1-9 - How well does each of the following statements represent how you feel about this community?

STATEMENT	Fully Agree	Mostly Agree	Somewhat Agree	Not sure	Not at all	Total
6. When I have a problem, I can talk about it with members of this community.	18.89% 51	26.30% 71	28.89% 78	14.07% 38	11.85% 32	270
8. I can trust people in this community.	6.67% 18	26.30% 71	35.19% 95	23.70% 64	8.15% 22	270
9 I can recognise most of the members of this community.	30.37% 82	37.78% 102	25.19% 68	4.44% 12	2.22% 6	270

Statement 10-18 - How well does each of the following statements represent how you feel about this community?

STATEMENT	Fully Agree	Mostly Agree	Somewhat Agree	Not sure	Not at all	Total
10. Most community members know me.	22.22% 60	31.85% 86	30.74% 83	11.11% 30	4.07% 11	270
12. Being a member of this community is a part of my identity.	50.00% 135	25.93% 70	14.81% 40	4.44% 12	4.81% 13	270
13. Fitting into this community is important to me.	45.56% 123	28.15% 76	19.26% 52	4.81% 13	2.22% 6	270