



# Preliminary findings from the Sense of Community survey

Dr John Bosco Conama  
Sense of Community  
Index –  
Deaf Community in  
Ireland

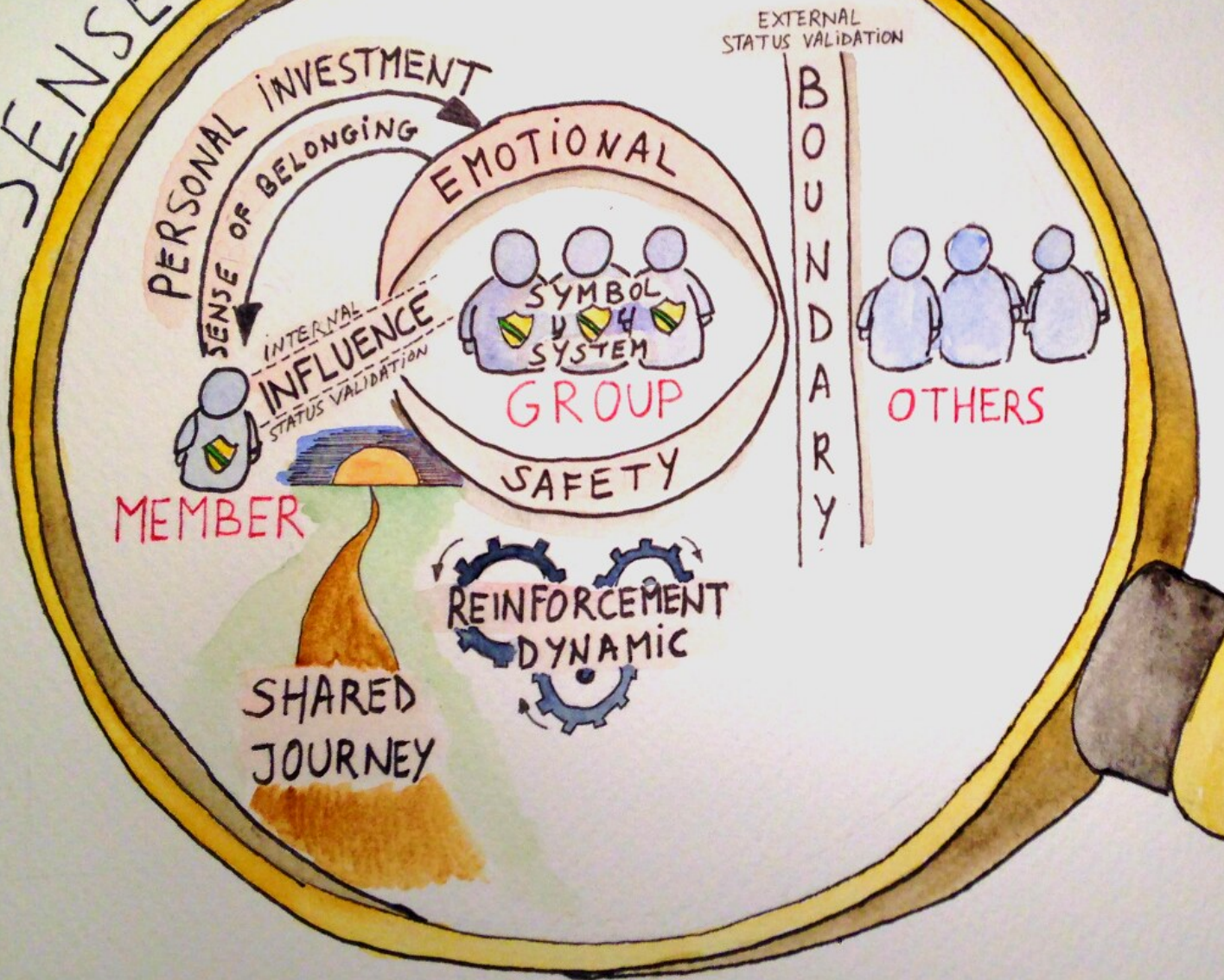
13<sup>th</sup> October 2020

# Caution!

- Initial findings
- Focusing on the main question – sense of community
- Representativeness



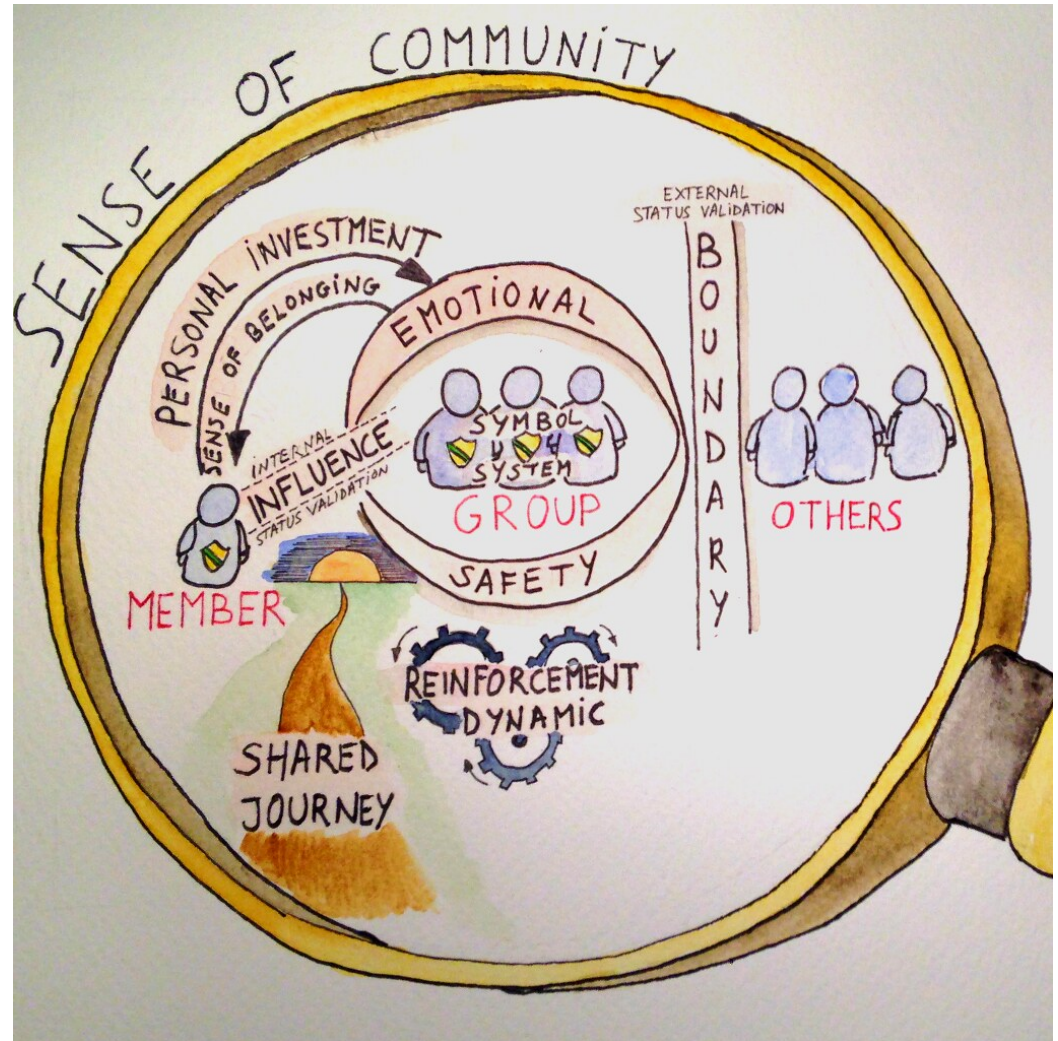
# SENSE OF COMMUNITY



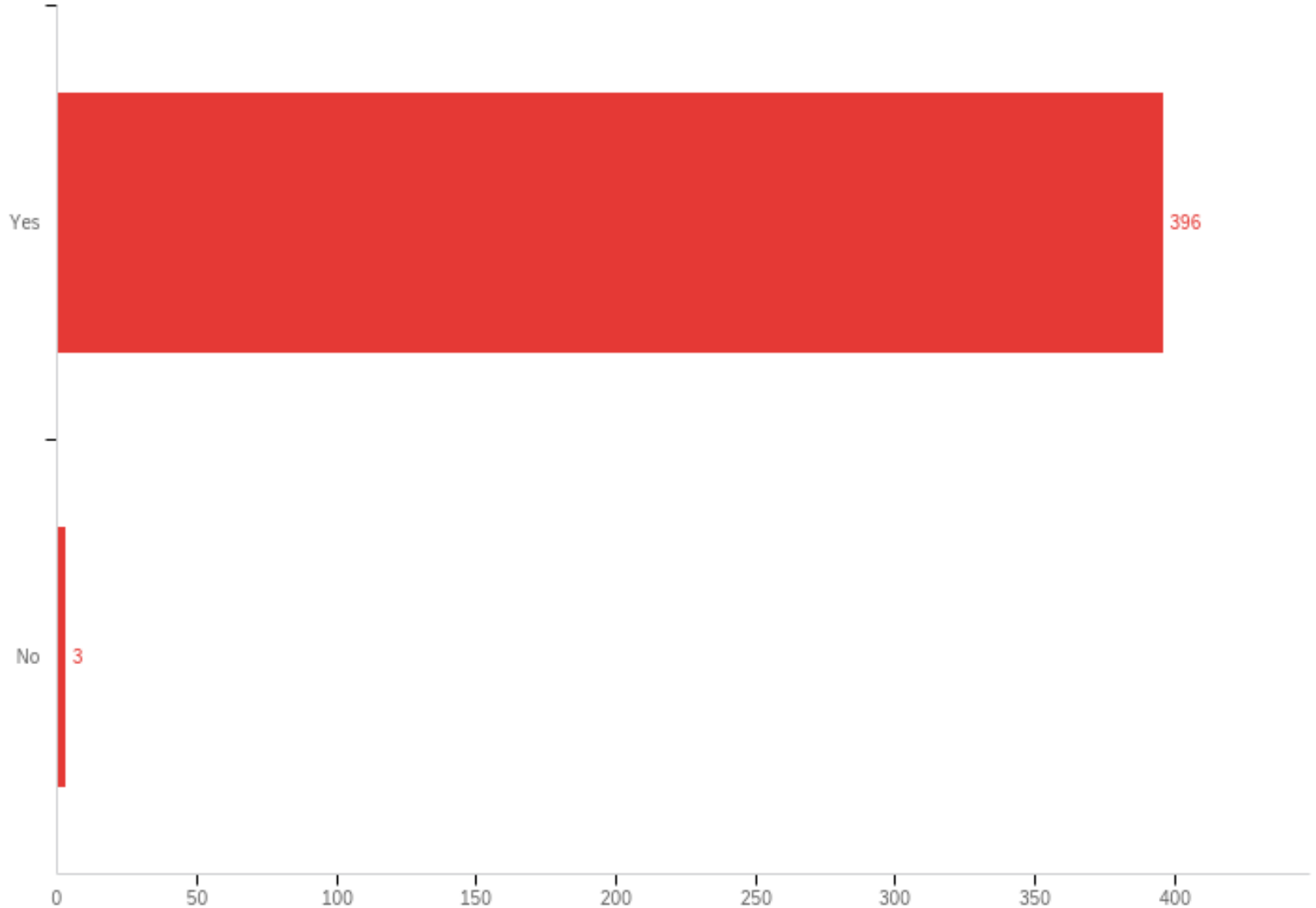
# Sense of Community

The theoretical concept of 'sense of community' is as McMillian and Chavis (1996) states:

*"a feeling that members have of belonging, a feeling that members matter to one another and the group, and a shared faith that members' needs will be met through their commitment to be together."*



Consent - I understand, after reading the Participation Information Leaflet, that once I complete and submit this survey, I have given my consent to this online survey.



A dark, irregular ink blot with the word "But!" written in white in the center. The blot has a rough, splattered edge and is surrounded by a light, textured background that looks like a watercolor wash or a light ink bleed. The word "But!" is centered within the dark area in a clean, white, sans-serif font.

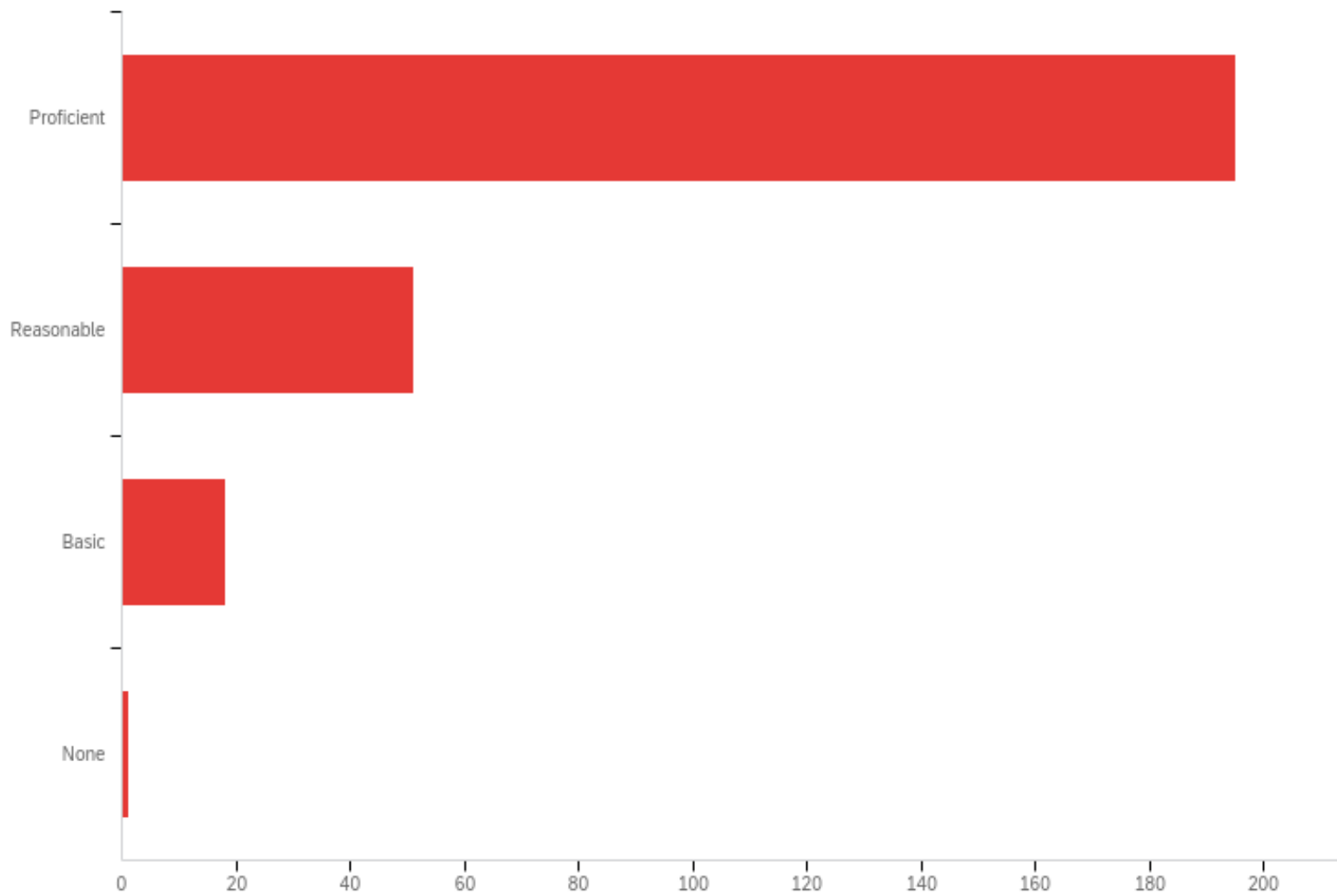
But!

Demographical  
detail –

*Identify yourself as*

Answer	%	Count
Deaf	80.75%	214
Hard of hearing	4.15%	11
Child of Deaf Adult(s)	3.40%	9
Hearing sibling of Deaf adult(s)	0.75%	2
Hearing	10.94%	29
Total	100%	265
Did not identify		5
TOTAL		270

# Fluency in Irish Sign Language

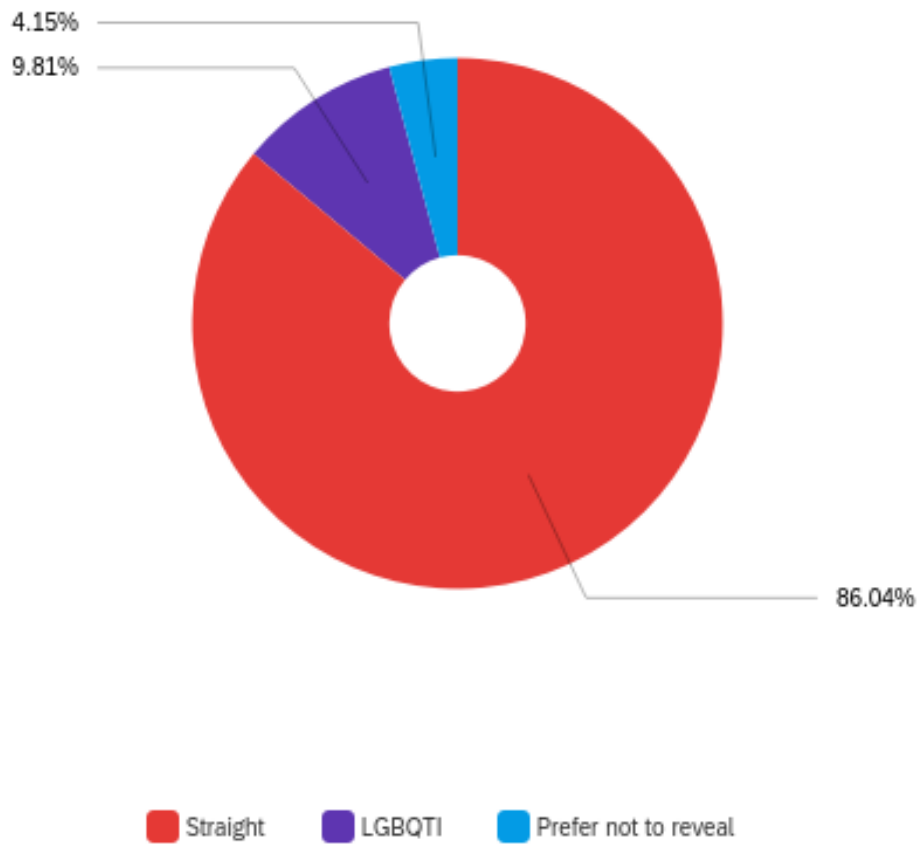






■ Male (97) ■ Female (166) ■ Other (1) ■ Prefer not to reveal (1)

# Gender



## Sexual Orientation

-

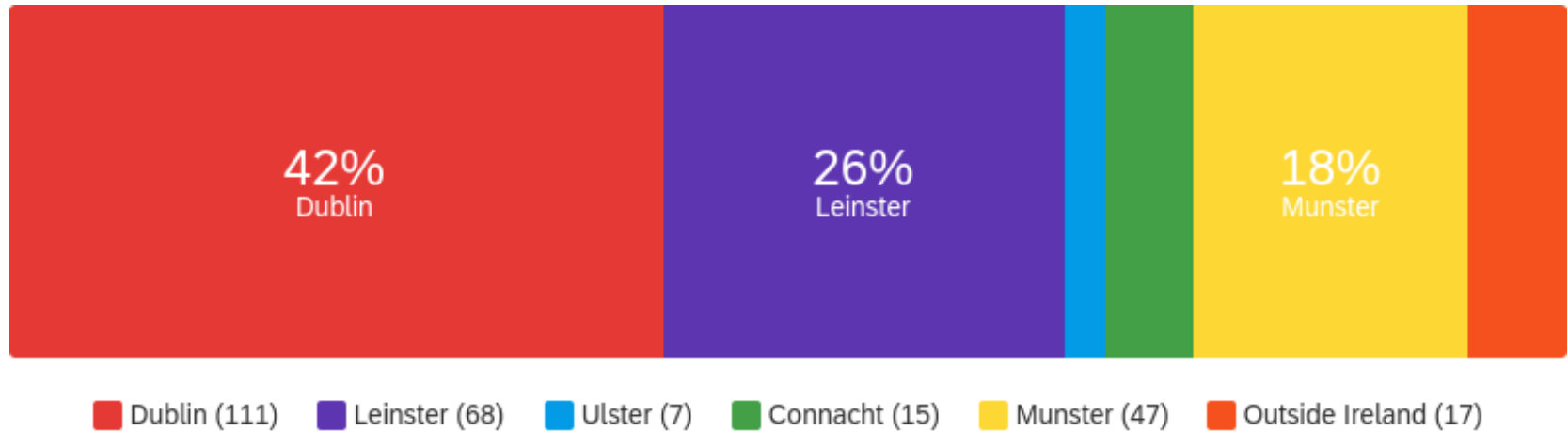
*Do you consider yourself to be?*

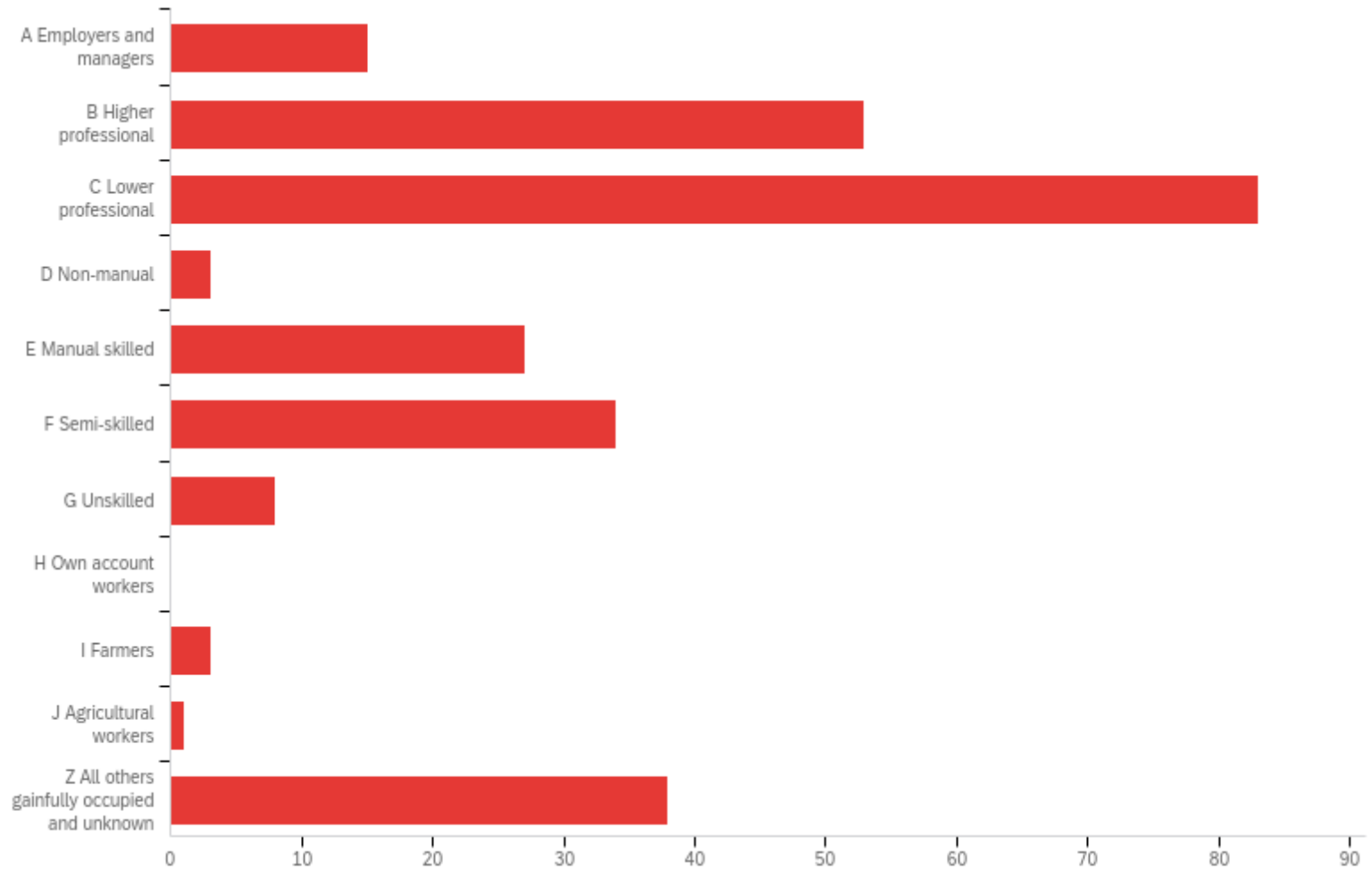
# Age Groups

---

Answer	%	Count
18 years old to 30 years old	14.34%	38
31 to 49 years old	46.79%	124
50 to 65 years old	33.96%	90
over 65	4.91%	13
Total	100%	265

# Geographical location





Socio-economic groups (as defined by CSO)

# Educational attainment

<b>Answer</b>	<b>%</b>	<b>Count</b>
<b>University level BA and upwards</b>	33.96%	90
<b>Third level qualification but not from universities</b>	35.09%	93
<b>Leaving Certificate</b>	9.06%	24
<b>Junior / Group Certificate</b>	17.74%	47
<b>None</b>	4.15%	11
<b>Total</b>	100%	265


# Central question

---

- Q1 - How important is it to you to feel a sense of community with other community members?
- (n=270 including those who did not identify themselves)



# Q1 - How important is it to you to feel a sense of community with other community members? (n=270 including those who did not identify themselves)



Extremely important (130)   Very important (97)   Somewhat important (30)   Slightly important (7)

Not at all important (5)   Prefer not to be part of this community (1)





Q1 - How important is it to you to feel a sense of community with other community members?



Deaf and hard of hearing respondents only (n=225)

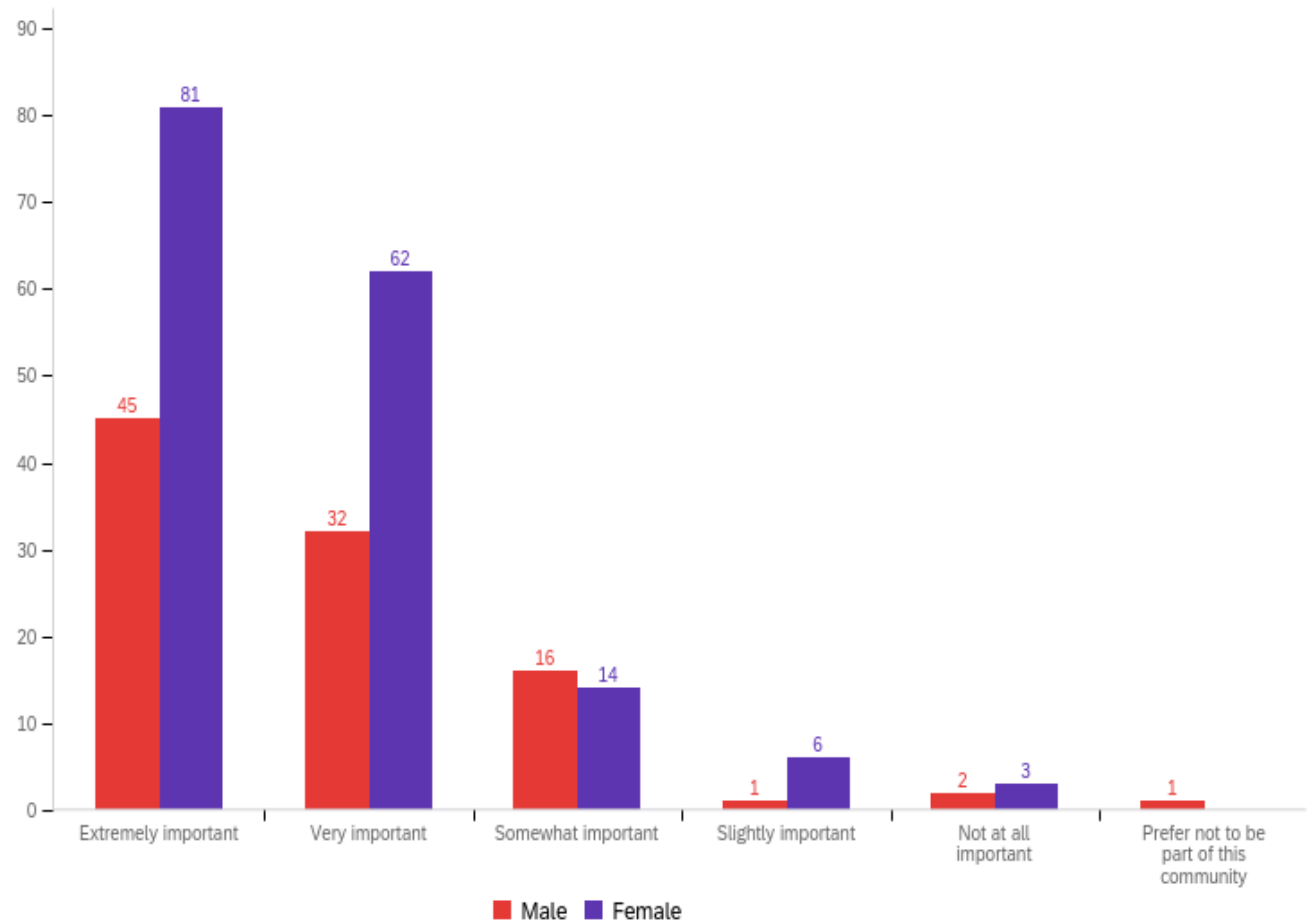


Extremely important (109) Very important (80) Somewhat important (26) Slightly important (4)

Not at all important (5) Prefer not to be part of this community (1)

# Gender (n=265)

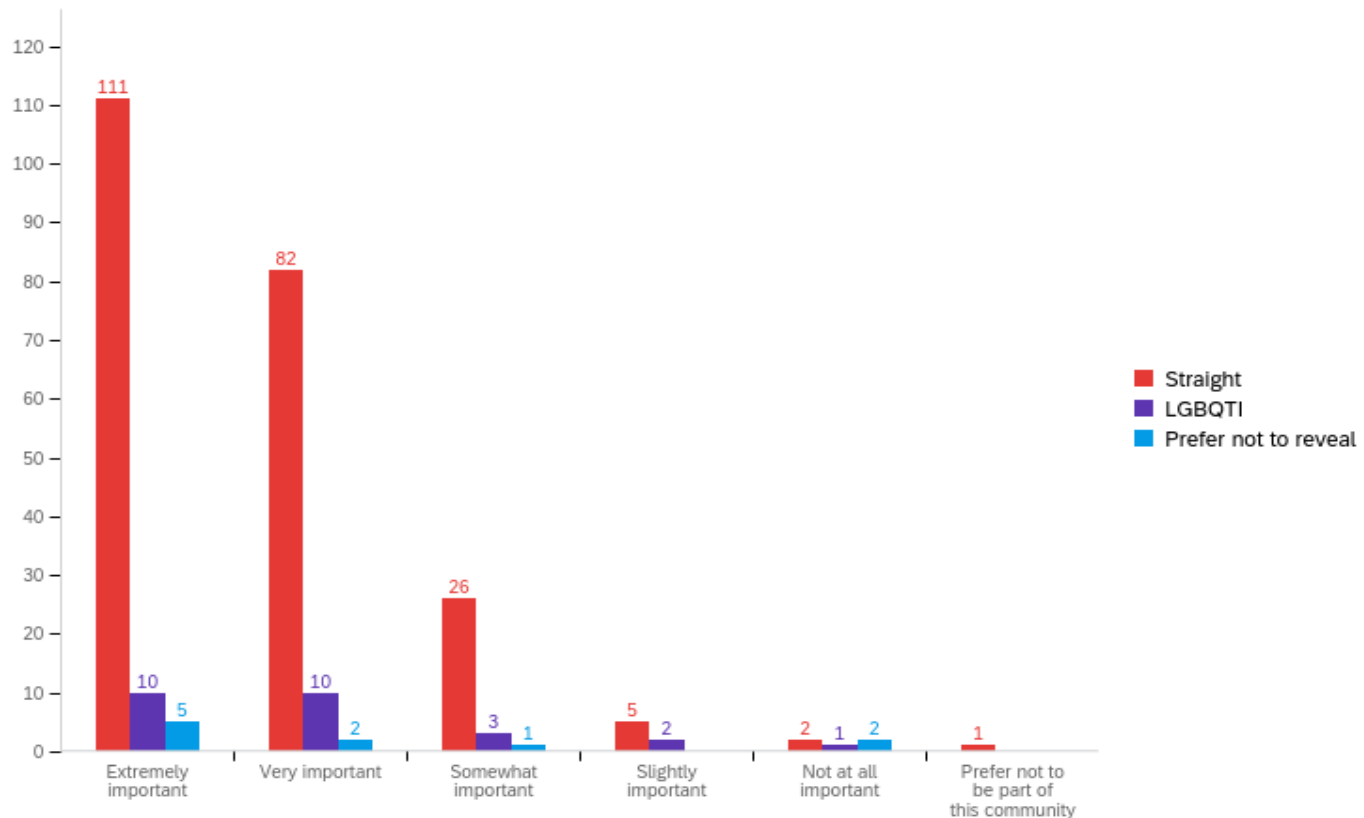
Q1 - How important is it to you to feel a sense of community with other community members?



Gender	Extremely important	Very important	Somewhat important	Slightly important	Total
Male	46%	33%	16%	1%	97
Female	49%	37%	8%	4%	166

# Sexual Orientation - Q1 - How important is it to you to feel a sense of community with other community members? (n=265)

Sexual Orientation	Extremely important	Very important	Somewhat important	Slightly important	Not at all important
Straight	49%	36%	11%	2%	1%
LGBTQI	38%	38%	12%	8%	4%
Prefer not to reveal	50%	20%	10%	0%	20%



## Geographical Location:

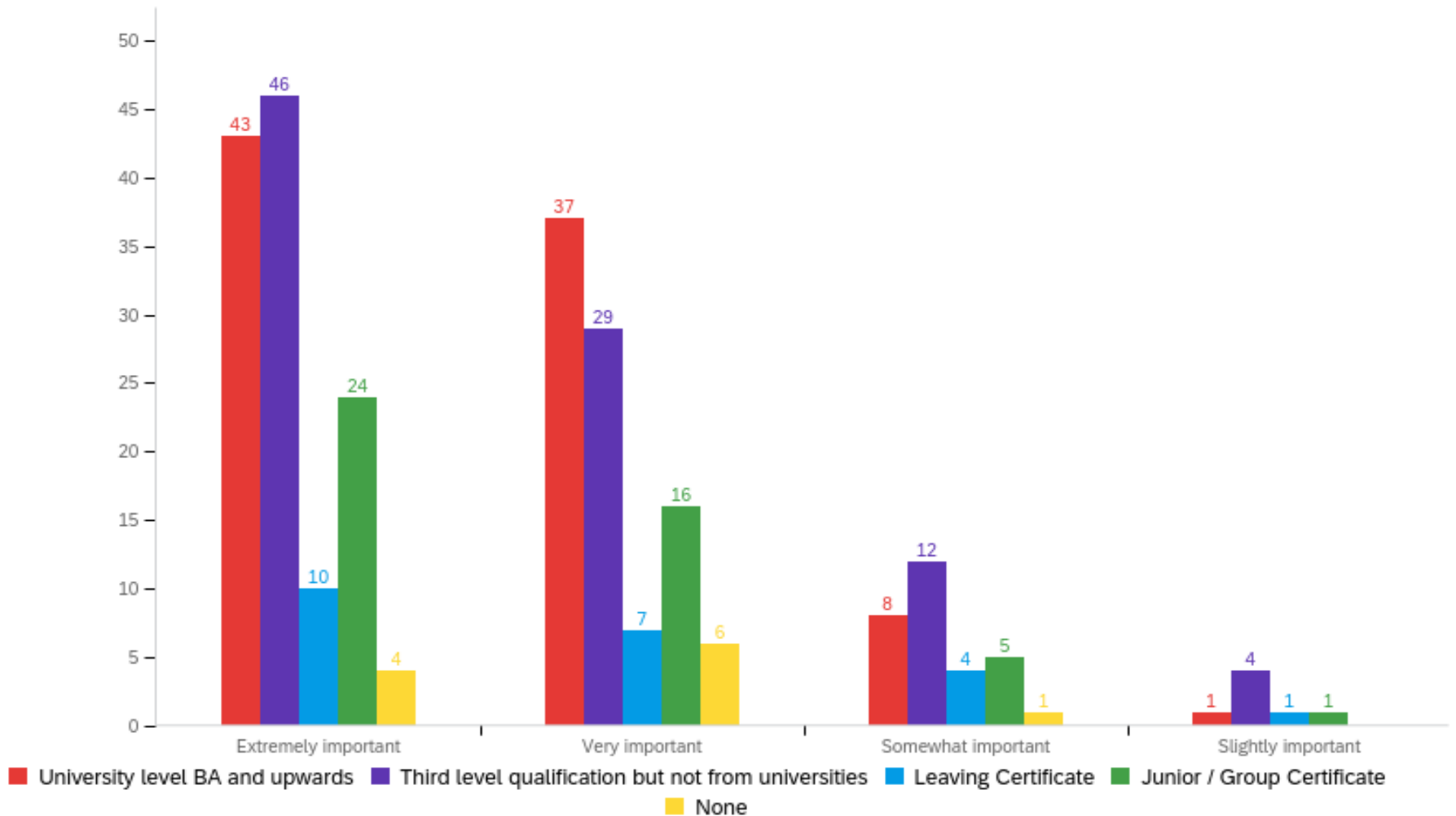
**Q1 - How important is it to you to feel a sense of community with other community members?**

Question	Dublin	Leinster	Ulster	Connacht	Munster	Outside Ireland
<b>Extremely important</b>	46.8%	41.2%	42.9%	66.7%	57.4%	41.2%
<b>Very important</b>	33.3%	44.1%	28.6%	26.7%	29.8%	47.1%
<b>Somewhat important</b>	12.6%	11.8%	28.6%	6.7%	10.6%	
<b>Slightly important</b>	4.5%	1.5%			2.1%	
<b>Not at all important</b>	1.8%	1.5%				11.8%
<b>Prefer not to be part of this community</b>	0.9%					
<b>Total</b>	111	68	7	15	47	17

# Educational attainment

Q1 - How important is it to you to feel a sense of community with other community members?

n=265



---

# Statements



### Statement 3:

Being a member of this community makes me feel good

Answer	Yes	Number
Fully Agree	43.7%	118
Mostly Agree	34.4%	93
Somewhat Agree	13.0%	35
Not sure	6.7%	18
Not at all	2.2%	6
Total	Total	270

**Statement 5:**  
**Irish Sign Language (ISL) is the key that holds the community together (n 270).**

<b>Answer</b>		<b>N</b>
<b>Fully Agree</b>	69.6%	188
<b>Mostly Agree</b>	20.0%	54
<b>Somewhat Agree</b>	7.0%	19
<b>Not sure</b>	2.2%	6
<b>Not at all</b>	1.1%	3
<b>Total</b>		270



**Statement 5:**  
**Irish Sign Language (ISL) is the key that holds the community together. (n = 265)**

Question	Deaf	n	Hard of hearing	n	Child of Deaf Adult(s)	n	Hearing sibling of Deaf adult(s)		Hearing	n
<b>Fully Agree</b>	74%	158	73%	8	78%	7	0%	0	41%	12
<b>Mostly Agree</b>	16%	35	9%	1	22%	2	100%	2	41%	12
<b>Somewhat Agree</b>	7%	15	18%	2					7%	2
<b>Not sure</b>	2%	5							3%	1
<b>Not at all</b>	0%	1							7%	2
<b>Total</b>		214		11		9		2		29

## Statement 6:

**When I have a problem, I can talk about it with members of this community.**

<b>Question</b>	<b>Yes</b>	<b>Number</b>
Fully Agree	18.9%	51
Mostly Agree	26.3%	71
Somewhat Agree	28.9%	78
Not sure	14.1%	38
Not at all	11.9%	32
Total		270

## Statement 18: The community has good leaders.

Answer	Yes	Number
Fully Agree	25.9%	70
Mostly Agree	30.7%	83
Somewhat Agree	30.0%	81
Not sure	10.4%	28
Not at all	3.0%	8
Total	Total	270