



Epidemiology of COVID-19 in Ireland - 14 day report

Report prepared by HPSC on 16/11/2020

Summary characteristics of confirmed COVID-19 cases notified in Ireland from 02/11/2020 up to midnight 15/11/2020

	Number	Percent
Total number of confirmed cases	5,735	
National incidence of confirmed cases per 100,000 population	120.44	
Number of cases hospitalised*	365	6.36
Number of cases admitted to ICU*	18	0.31
Number of deaths among confirmed cases	23	0.4
Case fatality ratio (CFR, %)	0.4	
National incidence of confirmed deaths per 100,000 population	0.48	
Number of cases** associated with clusters	1,802	31.42
Number of imported cases	19	0.33
Number of cases in healthcare workers	663	11.56
Males	2,779	48.46
Females	2,948	51.4
M:F ratio	0.94	
Median age (years)	36	
Mean age (years)	38	
Age range (years)	0 - 108	

* The number of cases hospitalised and admitted to ICU relate only to events notified in the last 14 days and do not include cases notified prior to this and admitted to hospital or ICU in the last 14 days

**Cases may be associated with outbreaks notified outside the timeframe of this report
02/11/2020 - 15/11/2020

Note: Data were extracted from Computerised Infectious Disease Reporting (CIDR) system at 11:20 on 16/11/2020 and are provisional and subject to ongoing review, validation and update. As a result, figures in this report may differ from previously published figures.

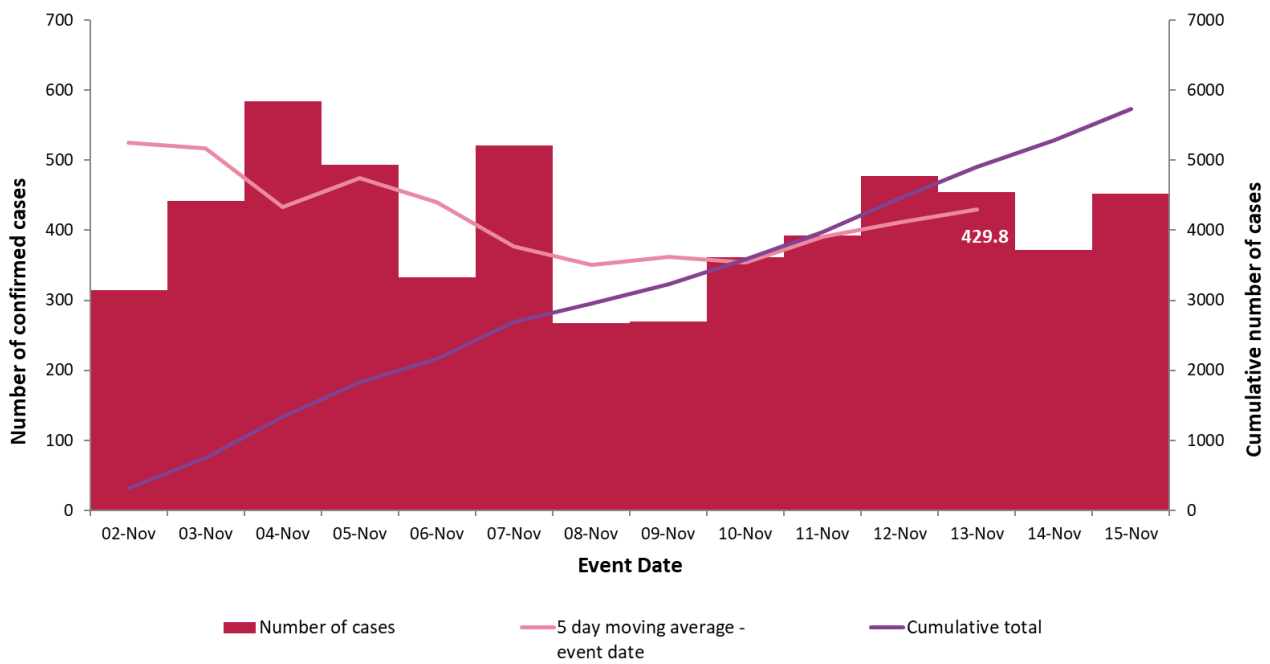


Figure 1. Daily number and cumulative number of confirmed cases of COVID-19, and 5-day moving average, by notification date from 02/11/2020 to midnight 15/11/2020 (n=5,735)

Table 1: Characteristics of confirmed COVID-19 cases notified in Ireland from 02/11/2020 up to midnight on 15/11/202

Characteristic		Number of cases	Percent
Total number of confirmed cases		5,735	100
Sex	Male:Female ratio	0.94	
	Male	2,779	48.46
	Female	2,948	51.4
	Unknown	8	0.14
Age	Median age (years)	36	
	Mean age (years)	38	
	Age range (years)	0 - 108	
	0-4 yrs	248	4.32
	5-12 yrs	426	7.43
	13-18 yrs	462	8.06
	19-24 yrs	655	11.42
	25-34 yrs	950	16.56
	35-44 yrs	894	15.59
	45-54 yrs	811	14.14
	55-64 yrs	530	9.24
	65-74 yrs	324	5.65
	75-84 yrs	250	4.36
	85+ yrs	183	3.19
	Unknown	2	0.03
Underlying clinical conditions	Yes	1,405	24.5
	No	3,641	63.49
	Unknown	689	12.01
Symptom status at time of test*	Yes	3,362	58.62
	No	1,547	26.97
	Unknown	826	14.4

*Symptom status is recorded at the time of test and is not updated, therefore a proportion of the asymptomatic cases may subsequently develop symptoms however this will not be captured in the data.

Table 2: Number of confirmed COVID-19 cases by community healthcare organisation (CHO) notified in Ireland from 02/11/2020 to midnight 15/11/2020

CHO Area	Number of confirmed cases	Incidence per 100,000 population
CHO1	668	170.7
CHO2	447	98.7
CHO3	637	165.5
CHO4	637	92.2
CHO5	514	100.7
CHO6	387	101.0
CHO7	766	108.2
CHO8	866	139.8
CHO9	813	130.8
Unknown	0	
Total	5,735	120.4

Table 3: Number of confirmed COVID-19 cases by county notified in Ireland from 02/11/2020 to midnight 15/11/2020

County	Number of confirmed cases	Incidence per 100,000 population
Donegal	429	269.5
Limerick	442	226.8
Waterford	188	161.8
Louth	207	160.6
Westmeath	136	153.2
Meath	273	140.0
Roscommon	90	139.4
Offaly	106	136.0
Dublin	1685	125.1
Kerry	183	123.9
Kilkenny	120	120.9
Monaghan	74	120.5
Mayo	148	113.4
Longford	46	112.5
Laois	94	111.0
Clare	128	107.7
Tipperary	162	101.5
Sligo	66	100.7
Cavan	73	95.8
Kildare	191	85.8
Leitrim	27	84.3
Cork	454	83.6
Galway	209	81.0
Carlow	44	77.3
Wicklow	90	63.2
Wexford	70	46.8
Total	5,735	120.4

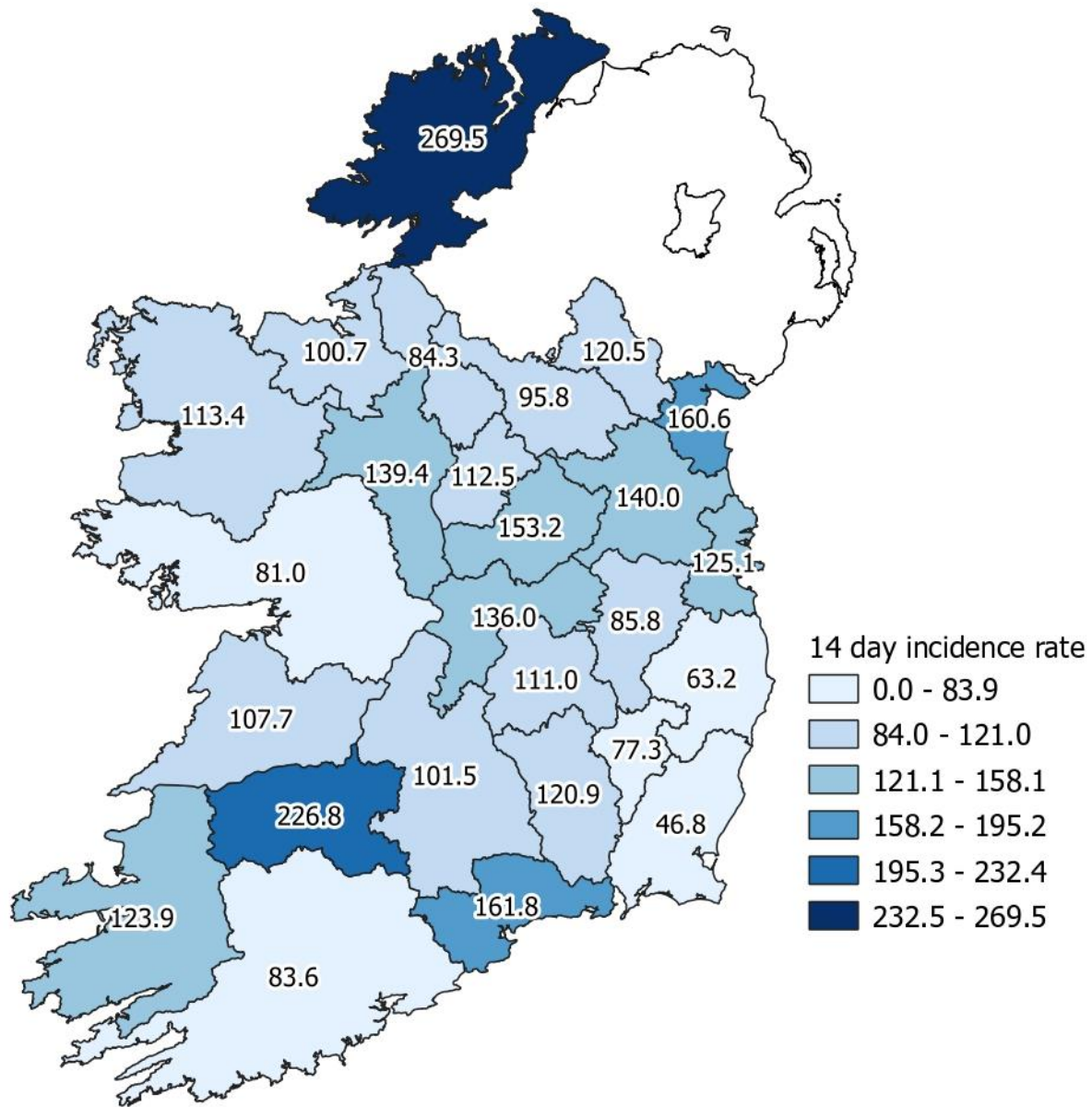


Figure 2: Cumulative incidence rates of confirmed COVID-19 cases per 100,000 population by county notified in Ireland between 02/11/2020 and 15/11/2020

Please do not directly compare county shades to previous maps. The categories listed will change as the number of cases change, which may result in changes to the map shading.

Table 4: Number and incidence of confirmed COVID-19 cases by Dublin Local Health Offices (LHOs) notified in Ireland with a notification date between 02/11/2020 and 15/11/2020

CCA	Local Health Office	Number of cases in past 14 days based on notification date	14 day incidence rates based on notification dates
CCA1	Dublin South	90	66.1
CCA2	Dublin South East	210	169.8
CCA3	Dublin South City	145	96.7
CCA4	Dublin South West	170	105.7
CCA5	Dublin West	257	165.4
CCA6	Dublin North West	351	169.0
CCA7	Dublin North Central	228	147.5
CCA8	Dublin North	234	90.3
	Unknown		
	Dublin	1685	125.1

Note: Local health offices (LHOs) came into operation on 1st September 2005, replacing Community Care Areas (CCAs). LHO population denominators are used in this report rather than CCA population denominators. The LHO rates were calculated using Census 2016 LHO denominator data extracted from the HSE Health Atlas and are not a direct match to the corresponding CCAs.

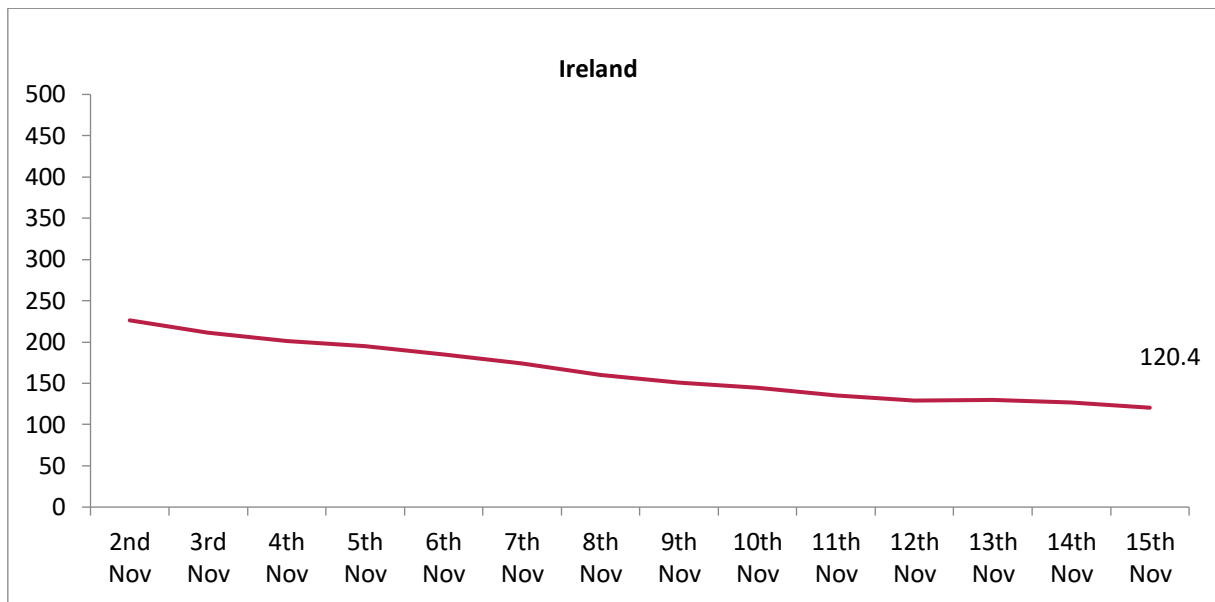


Figure 3: 14 day incidence rates per 100,000 population of confirmed cases of COVID-19 in Ireland (Nov 2nd to Nov 15th 2020)

14 day incidence rates per 100,000 populations of confirmed cases of COVID-19 for individual counties can be found in **appendix 1** of this report

Table 5: Cumulative number of confirmed cases of COVID-19 notified in Ireland from 02/11/2020 to midnight 15/11/2020 by age group, hospitalisation and ICU admission*

Age Group (years)	Number of cases (n)	Cases hospitalised (n)	Cases hospitalised (%)	Cases admitted to ICU (n)	Cases admitted to ICU (%)
0-4 yrs	248	4	1.1	0	0
5-12 yrs	426	3	0.82	0	0
13-18 yrs	462	8	2.19	0	0
19-24 yrs	655	11	3.01	2	11.11
25-34 yrs	950	17	4.66	0	0
35-44 yrs	894	25	6.85	0	0
45-54 yrs	811	37	10.14	3	16.67
55-64 yrs	530	32	8.77	3	16.67
65-74 yrs	324	67	18.36	6	33.33
75-84 yrs	250	103	28.22	4	22.22
85+ yrs	183	58	15.89	0	0
Unknown	2			0	0
Total	5,735	365	100	18	100

* The number of cases hospitalised and admitted to ICU relate only to events notified in the last 14 days and do not include cases notified prior to this and admitted to hospital or ICU in the last 14 days

Acknowledgements

Sincere thanks are extended to all those who are participating in the collection of data and reporting of data used in these reports. This includes the HSE COVID-19 Contact Management Programme (CMP), staff in ICU units, notifying clinicians, laboratory staff, public health doctors, nurses, surveillance scientists, microbiologists and administrative staff.

Report prepared by COVID-19 Epidemiology Team, HPSC

Technical Notes

1. Data Source

Data are based on statutory notifications and were extracted from Computerised Infectious Disease Reporting (CIDR) system at 11:20 on 16/11/2020. Data are provisional and subject to ongoing review, validation and update. As a result, figures in this report may differ from previously published figures.

2. Epidemiological date

Epidemiological date is derived from the earliest of onset date, date of diagnosis, laboratory specimen collection date, laboratory received date, laboratory reported date and event creation/notification date.

3. Population data

Population data were taken from Census 2016. Data were aggregated into the following age groups for the analysis: 0-4 years, 5-14 years, 15-24 years, 25-34 years, 35-44 years, 45-54 years, 55-64 years, 65-74 years, 75-84 years and ≥ 85 years.

3. Transmission classification

Transmission classification is based on country of infection as well as enhanced exposure data (international travel; close contact of a case) recorded in CIDR. Transmission is classified as 'unknown' due to incomplete data on CIDR.

Travel related cases include cases who acquire COVID-19 infection outside of Ireland (imported cases) and cases who acquire COVID-19 infection directly from imported cases.

WHO definition of transmission classification is specified below:

- Community transmission is evidenced by the inability to relate confirmed cases through chains of transmission for a large number of cases, or by increasing positive tests through routine screening of sentinel samples.
- Local transmission indicates locations where the source of infection is within the reporting location.
- Imported cases only indicates locations where all cases have been acquired outside the location of reporting.

4. HSE areas

The counties covered by each HSE area are as follows:

- HSE East (E): Dublin, Kildare & Wicklow;
- HSE Midlands (M): Laois, Longford, Offaly & Westmeath;
- HSE Midwest (MW): Clare, Limerick & N. Tipperary;
- HSE Northeast (NE): Cavan, Louth, Meath & Monaghan;
- HSE Northwest (NW): Donegal, Leitrim & Sligo;
- HSE South (S): Kerry & Cork;
- HSE Southeast (SE): Carlow, Kilkenny, S. Tipperary, Waterford & Wexford;
- HSE West (W): Galway, Mayo & Roscommon.

5. Outbreak location

Where an outbreak location is reported as a residential facility (RF) this includes nursing homes, community hospitals, long-stay units and residential institutions including mental health facilities, prisons and direct provision centres.

Other outbreak location includes community, extended family, hotel, public house, retail outlet, travel related and all other locations.

Appendix 1

Figure A. 14 day incidence rates per 100,000 population of confirmed cases of COVID-19 by county (2nd to Nov 15th2020)

