



Epidemiology of COVID-19 in Ireland - 14 day report

Report prepared by HPSC on 10/10/2020

Summary characteristics of confirmed COVID-19 cases notified in Ireland from 26/09/2020 up to midnight 09/10/2020

	Number	Percent
Total number of confirmed cases	7,163	
National incidence of confirmed cases per 100,000 population	150.42	
Number of cases hospitalised*	202	2.82
Number of cases admitted to ICU*	15	0.21
Number of deaths among confirmed cases	10	0.14
Case fatality ratio (CFR, %)	0.14	
National incidence of confirmed deaths per 100,000 population	0.21	
Number of cases** associated with clusters	2,807	39.19
Number of imported cases	16	0.22
Number of cases in healthcare workers	437	6.1
Males	3,565	49.77
Females	3,584	50.03
M:F ratio	0.99	
Median age (years)	32	
Mean age (years)	36	
Age range (years)	0 - 98	

* The number of cases hospitalised and admitted to ICU relate only to events notified in the last 14 days and do not include cases notified prior to this and admitted to hospital or ICU in the last 14 days

**Cases may be associated with outbreaks notified outside the timeframe of this report
26/09/2020 - 09/10/2020

Note: Data were extracted from Computerised Infectious Disease Reporting (CIDR) system at 13:31 on 10/10/2020 and are provisional and subject to ongoing review, validation and update. As a result, figures in this report may differ from previously published figures.

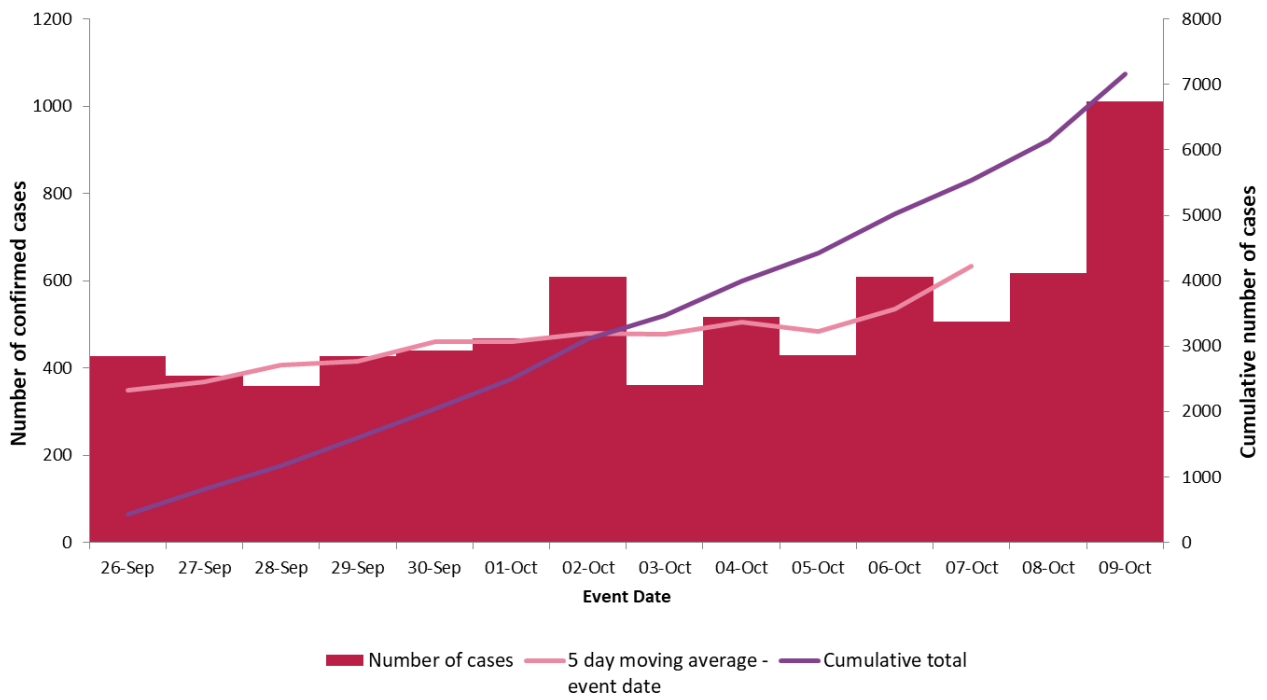


Figure 1. Daily number and cumulative number of confirmed cases of COVID-19, and 5-day moving average, by notification date (n=7163)

Table 1: Characteristics of confirmed COVID-19 cases notified in Ireland from 26/09/2020 up to midnight on 09/10/202

Characteristic		Number of cases	Percent
Total number of confirmed cases		7,163	100
Sex	Male:Female ratio	0.99	
	Male	3,565	49.77
	Female	3,584	50.03
	Unknown	14	0.2
Age	Median age (years)	32	
	Mean age (years)	36	
	Age range (years)	0 - 98	
	0-4 yrs	193	2.69
	5-14 yrs	465	6.49
	15-24 yrs	1,898	26.5
	25-34 yrs	1,267	17.69
	35-44 yrs	1,013	14.14
	45-54 yrs	970	13.54
	55-64 yrs	716	10
	65-74 yrs	341	4.76
	75-84 yrs	185	2.58
	85+ yrs	114	1.59
	Unknown	1	0.01
Underlying clinical conditions	Yes	1,508	21.05
	No	4,414	61.62
	Unknown	1,241	17.33

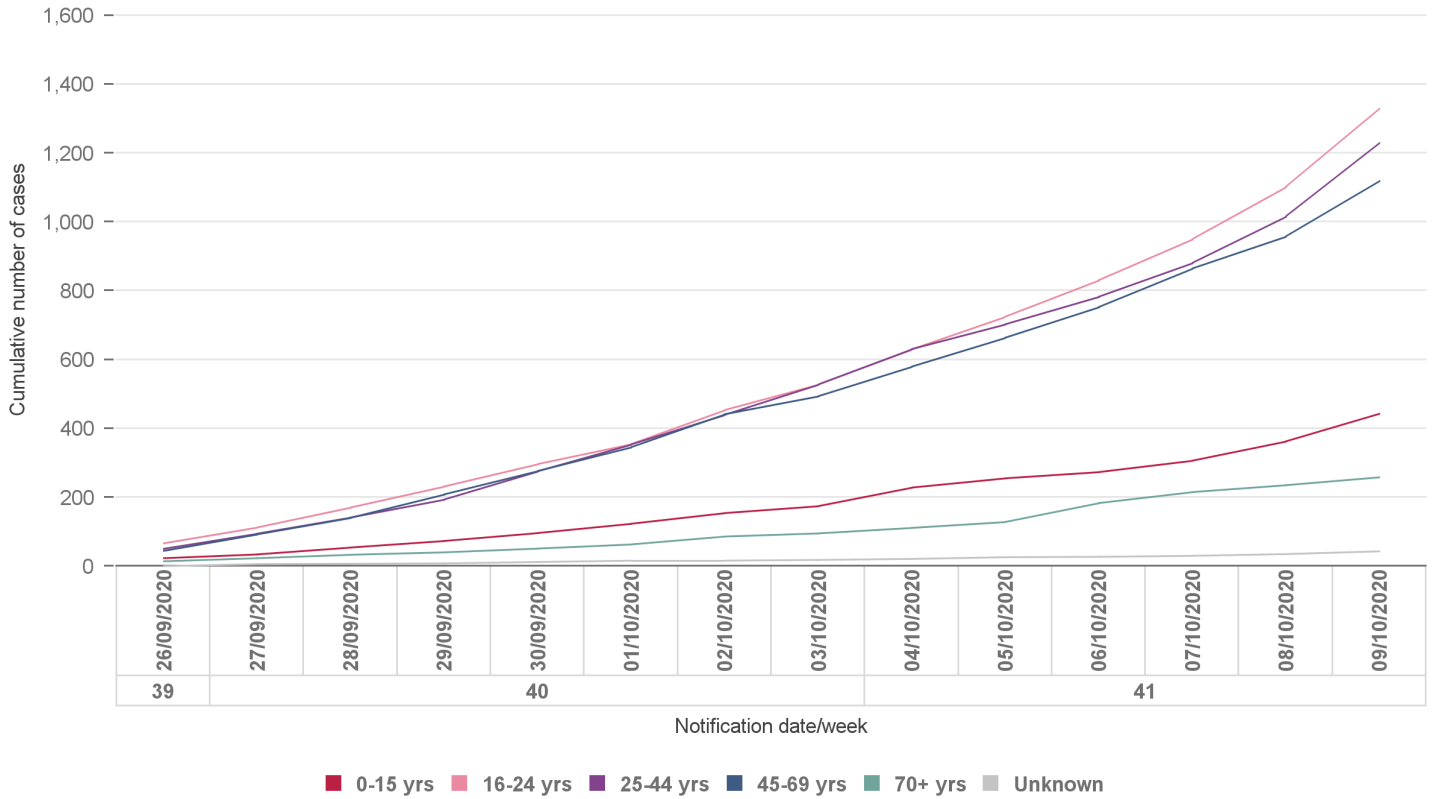


Figure 2: Cumulative number of confirmed COVID-19 cases notified in Ireland by date/week of notification and age group (years) from 26/09/2020 to midnight 09/10/2020

Table 2: Characteristics of confirmed COVID-19 cases by community healthcare organisation (CHO)* notified from 26/09/2020 to midnight 09/10/2020

CHO Area	Cases		M:F ratio	Mean age (years)	Healthcare workers		Associated with clusters	
	N	%			N	%	N	%
CHO1	1,057	14.76	1.02	37	81	7.66	502	47.49
CHO2	551	7.69	1.04	32	17	3.09	318	57.71
CHO3	612	8.54	1.02	30	8	1.31	108	17.65
CHO4	995	13.89	1.02	34	50	5.03	459	46.13
CHO5	370	5.17	0.98	39	32	8.65	122	32.97
CHO6	502	7.01	0.75	38	37	7.37	195	38.84
CHO7	1,036	14.46	1.03	38	59	5.69	345	33.3
CHO8	844	11.78	1.19	40	72	8.53	332	39.34
CHO9	1,196	16.7	0.9	36	81	6.77	426	35.62
National	7,163	100	0.99	36	437	6.1	2,807	39.19

Table 3: Number of confirmed COVID-19 cases by community healthcare organisation (CHO) * notified in Ireland from 26/09/2020 to midnight 09/10/2020

CHO Area	Number of confirmed cases	Incidence per 100,000 population
CHO1	1057	270.1
CHO2	551	121.6
CHO3	612	159.0
CHO4	995	144.1
CHO5	370	72.5
CHO6	502	131.0
CHO7	1036	146.4
CHO8	844	136.3
CHO9	1196	193.1
Ireland	7,163	150.4

*CHO1: Cavan, Donegal, Monaghan, Leitrim, Sligo

CHO2: Galway, Mayo, Roscommon

CHO3: Clare, Limerick, Tipperary North

CHO4: Cork, Kerry

CHO5: Carlow, Kilkenny, Tipperary South, Waterford, Wexford

CHO6: Dublin South East, Dun Laoghaire, Wicklow

CHO7: Dublin South City, Dublin South West, Dublin West, Kildare/West Wicklow

CHO8: Laois, Longford, Louth, Meath, Offaly, Westmeath

CHO9: Dublin North, Dublin North Central & Dublin North West

Table 4: Number of confirmed COVID-19 cases by county notified in Ireland from 26/09/2020 to midnight 09/10/2020

County	Number of confirmed cases	Incidence per 100,000 population
Carlow	30	52.7
Cavan	231	303.2
Clare	291	244.9
Cork	838	154.4
Donegal	516	324.1
Dublin	2341	173.7
Galway	353	136.8
Kerry	157	106.3
Kildare	277	124.5
Kilkenny	61	61.5
Laois	105	124.0
Leitrim	26	81.1
Limerick	285	146.2
Longford	72	176.2
Louth	149	115.6
Mayo	74	56.7
Meath	321	164.6
Monaghan	186	303.0
Offaly	102	130.8
Roscommon	124	192.1
Sligo	98	149.5
Tipperary	106	66.4
Waterford	65	55.9
Westmeath	93	104.8
Wexford	146	97.5
Wicklow	116	81.4
Ireland	7,163	150.4

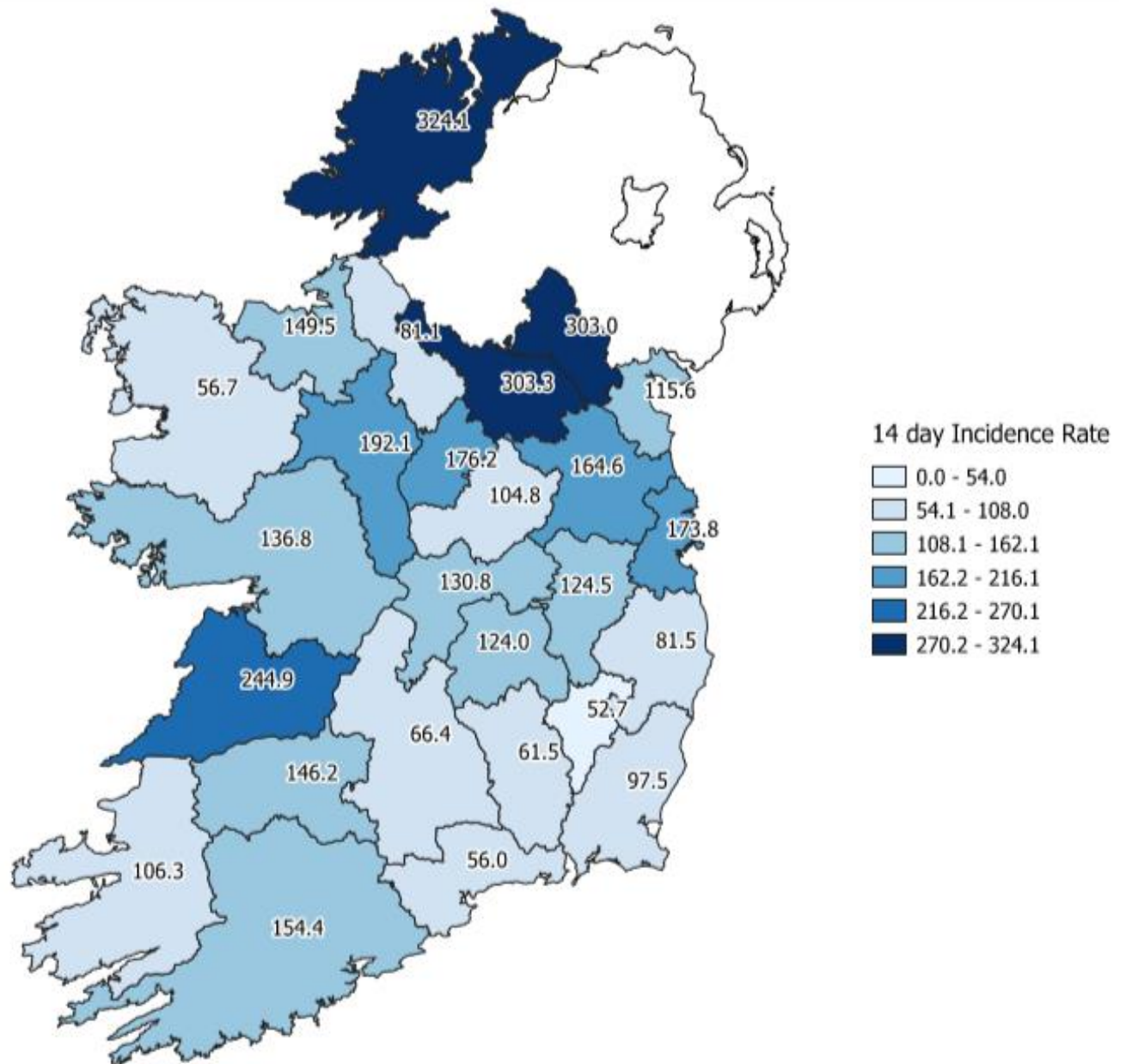


Figure 3: Cumulative incidence rates of confirmed cases of COVID-19 per 100,000 population, by county, notified in Ireland between 26/09/2020 and midnight 09/10/2020

Please do not directly compare county shades to previous maps. The numbers of cases by county are increasing and as such the categories listed will broaden which may result in changes to the map shading.

Table 5: Number and incidence of confirmed COVID-19 cases by Dublin Local Health Offices (LHOs) notified from 26/09/2020 to midnight 09/10/2020

CCA	Local Health Office	Number of cases in past 14 days based on event date	14 day incidence rates based on event dates
CCA1	Dublin South	118	86.7
CCA2	Dublin South East	276	223.1
CCA3	Dublin South City	194	129.4
CCA4	Dublin South West	254	157.9
CCA5	Dublin West	303	195.1
CCA6	Dublin North West	457	220.1
CCA7	Dublin North Central	366	236.8
CCA8	Dublin North	373	143.9
	Dublin	2341	173.7

Note: Local health offices (LHOs) came into operation on 1st September 2005, replacing Community Care Areas (CCAs). LHO population denominators are used in this report rather than CCA population denominators. The LHO rates were calculated using Census 2016 LHO denominator data extracted from the HSE Health Atlas and are not a direct match to the corresponding CCAs.

Table 6: Number of confirmed COVID-19 cases by most likely transmission source notified from 26/09/2020 to midnight 09/10/2020

Most likely transmission source	Number of cases	Percent
Travel related	83	1.16%
Close contact with a known confirmed case	3,799	53.04%
Healthcare setting acquired: patient	159	2.22%
Healthcare setting acquired: staff	90	1.26%
Community transmission	1,616	22.56%
Under investigation	1,416	19.77%
Total	7,163	100.00%

*Travel related cases include cases who acquire COVID-19 infection outside of Ireland (imported cases) and cases who acquire COVID-19 infection directly from imported cases

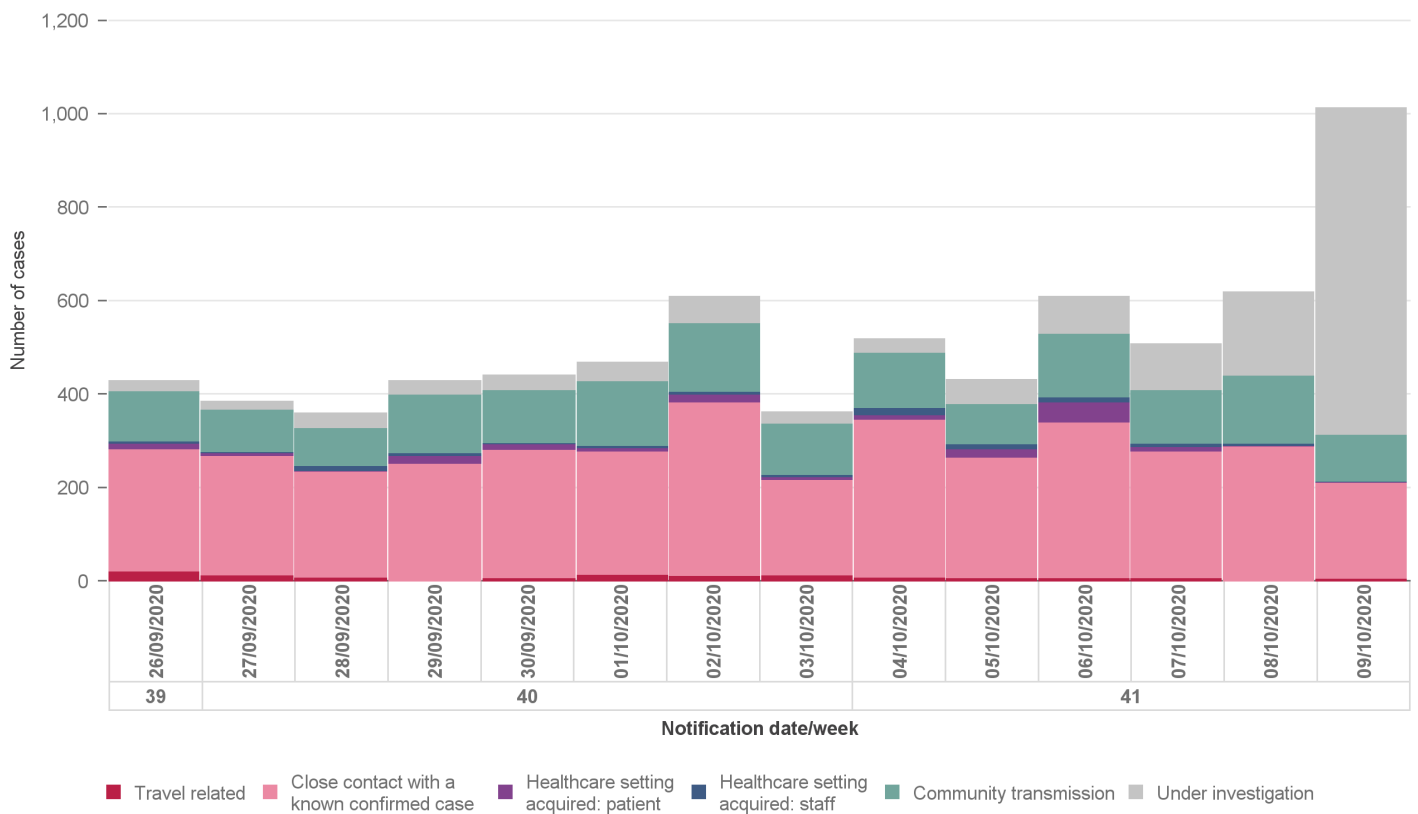


Figure 4: Number of confirmed COVID-19 cases notified in Ireland by date/week of notification and most likely transmission source from 26/09/2020 to midnight 09/10/2020

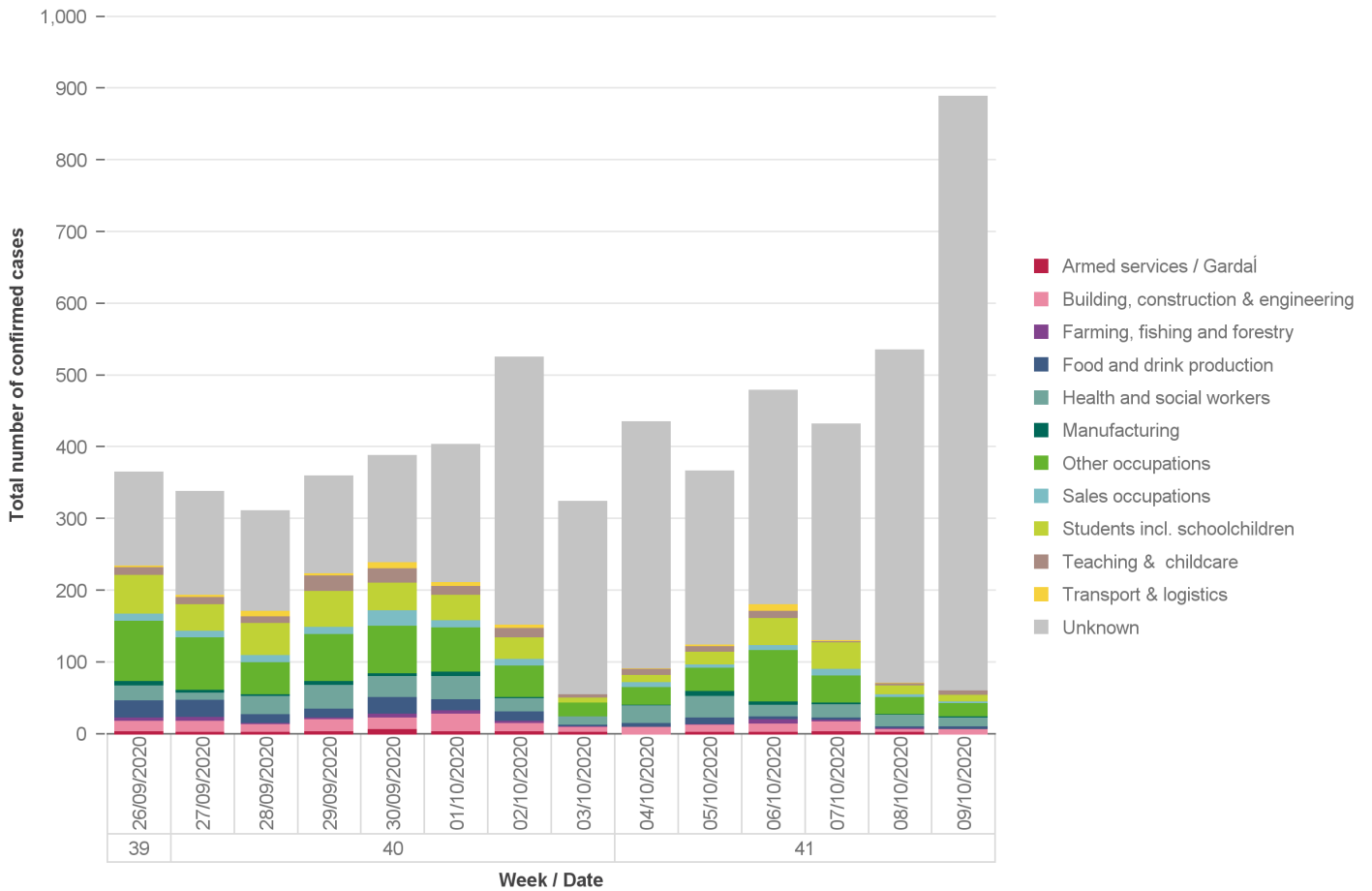


Figure 5: Number of confirmed COVID-19 cases notified in Ireland by date/week of notification and occupation* from 26/09/2020 to midnight 09/10/2020

*Among cases aged 16-69 years

Table 7: Cumulative number of confirmed cases of COVID-19 notified in Ireland from 26/09/2020 to midnight 09/10/2020 by age group and hospital and ICU admission*

Age Group (years)	Number of cases (n)	Cases hospitalised (n)	Cases hospitalised (%)	Cases admitted to ICU (n)	Cases admitted to ICU (%)
0-4 yrs	193	7	3.47	0	0
5-14 yrs	465	12	5.94	0	0
15-24 yrs	1898	16	7.92	0	0
25-34 yrs	1267	19	9.41	0	0
35-44 yrs	1013	17	8.42	2	13.33
45-54 yrs	970	14	6.93	0	0
55-64 yrs	716	33	16.34	5	33.33
65-74 yrs	341	30	14.85	6	40
75-84 yrs	185	38	18.81	2	13.33
85+ yrs	114	16	7.92	0	0
Unknown	1			0	0
Total	7,163	202	100	15	100

* The number of cases hospitalised and admitted to ICU relate only to events notified in the last 14 days and do not include cases notified prior to this and admitted to hospital or ICU in the last 14 days

Acknowledgements

Sincere thanks are extended to all those who are participating in the collection of data and reporting of data used in these reports. This includes the HSE COVID-19 Contact Management Programme (CMP), staff in ICU units, notifying clinicians, laboratory staff, public health doctors, nurses, surveillance scientists, microbiologists and administrative staff.

Report prepared by COVID-19 Epidemiology Team, HPSC

Technical Notes

1. Data Source

Data are based on statutory notifications and were extracted from Computerised Infectious Disease Reporting (CIDR) system at 13:31 on 10/10/20. Data are provisional and subject to ongoing review, validation and update. As a result, figures in this report may differ from previously published figures.

2. Epidemiological date

Epidemiological date is derived from epidemiological date, which is the earliest of onset date, date of diagnosis, laboratory specimen collection date, laboratory received date, laboratory reported date, event creation/notification date.

3. Population data

Population data were taken from Census 2016. Data were aggregated into the following age groups for the analysis: 0-4 years, 5-14 years, 15-24 years, 25-34 years, 35-44 years, 45-54 years, 55-64 years, 65-74 years, 75-84 years and ≥ 85 years.

3. Transmission classification

Transmission classification is based on country of infection as well as enhanced exposure data (international travel; close contact of a case) recorded in CIDR. Transmission is classified as 'unknown' due to incomplete data on CIDR.

Travel related cases include cases who acquire COVID-19 infection outside of Ireland (imported cases) and cases who acquire COVID-19 infection directly from imported cases.

WHO definition of transmission classification is specified below:

- Community transmission is evidenced by the inability to relate confirmed cases through chains of transmission for a large number of cases, or by increasing positive tests through routine screening of sentinel samples.
- Local transmission indicates locations where the source of infection is within the reporting location.
- Imported cases only indicates locations where all cases have been acquired outside the location of reporting.

4. Outbreak location

Where an outbreak location is reported as a residential facility (RF) this includes nursing homes, community hospitals, long-stay units and residential institutions including mental health facilities, prisons and direct provision centres.

Other outbreak location includes community, extended family, hotel, public house, retail outlet, travel related and all other locations.