



## Epidemiology of COVID-19 in Ireland - 14 day report

Report prepared by HPSC on 04/10/2020

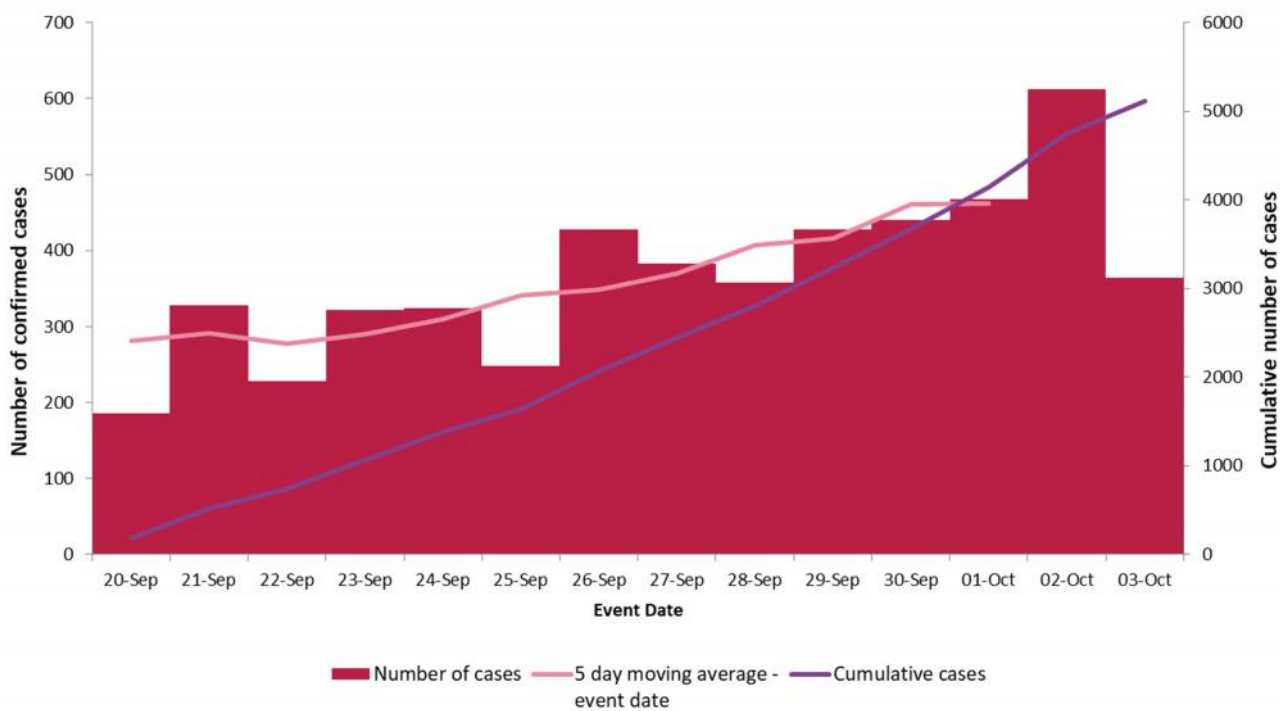
Summary characteristics of confirmed COVID-19 cases notified in Ireland from 20/09/2020 up to midnight 03/10/2020

	Number	Percent
Total number of confirmed cases	5,114	
National incidence of confirmed cases per 100,000 population	107.39	
Number of cases hospitalised*	153	2.99
Number of cases admitted to ICU*	7	0.14
Number of deaths among confirmed cases	6	0.12
Case fatality ratio (CFR, %)	0.12	
National incidence of confirmed deaths per 100,000 population	0.13	
Number of cases** associated with clusters	2,243	43.86
Number of imported cases	20	0.39
Number of cases in healthcare workers	298	5.83
Males	2,557	50
Females	2,547	49.8
M:F ratio	1	
Median age (years)	33	
Mean age (years)	36	
Age range (years)	0 - 99	

\* The number of cases hospitalised and admitted to ICU relate only to events notified in the last 14 days and do not include cases notified prior to this and admitted to hospital or ICU in the last 14 days

\*\*Cases may be associated with outbreaks notified outside the timeframe of this report  
20/09/2020 - 03/10/2020

Note: Data were extracted from Computerised Infectious Disease Reporting (CIDR) system at 15:37 on 04/10/2020 and are provisional and subject to ongoing review, validation and update. As a result, figures in this report may differ from previously published figures.



**Figure 1. Daily number and cumulative number of confirmed cases of COVID-19, and 5-day moving average, by notification date (n=5,114)**

**Table 1: Characteristics of confirmed COVID-19 cases notified in Ireland from 20/09/2020 up to midnight on 03/10/202**

Characteristic		Number of cases	Percent
<b>Total number of confirmed cases</b>		<b>5,114</b>	<b>100</b>
<b>Sex</b>	Male:Female ratio	1	
	Male	2,557	50
	Female	2,547	49.8
	Unknown	10	0.2
<b>Age</b>	Median age (years)	33	
	Mean age (years)	36	
	Age range (years)	0 - 99	
	0-4 yrs	129	2.52
	5-14 yrs	348	6.8
	15-24 yrs	1,286	25.15
	25-34 yrs	951	18.6
	35-44 yrs	763	14.92
	45-54 yrs	690	13.49
	55-64 yrs	505	9.87
	65-74 yrs	253	4.95
	75-84 yrs	129	2.52
	85+ yrs	60	1.17
<b>Underlying clinical conditions</b>	Yes	1,204	23.54
	No	3,213	62.83
	Unknown	697	13.63

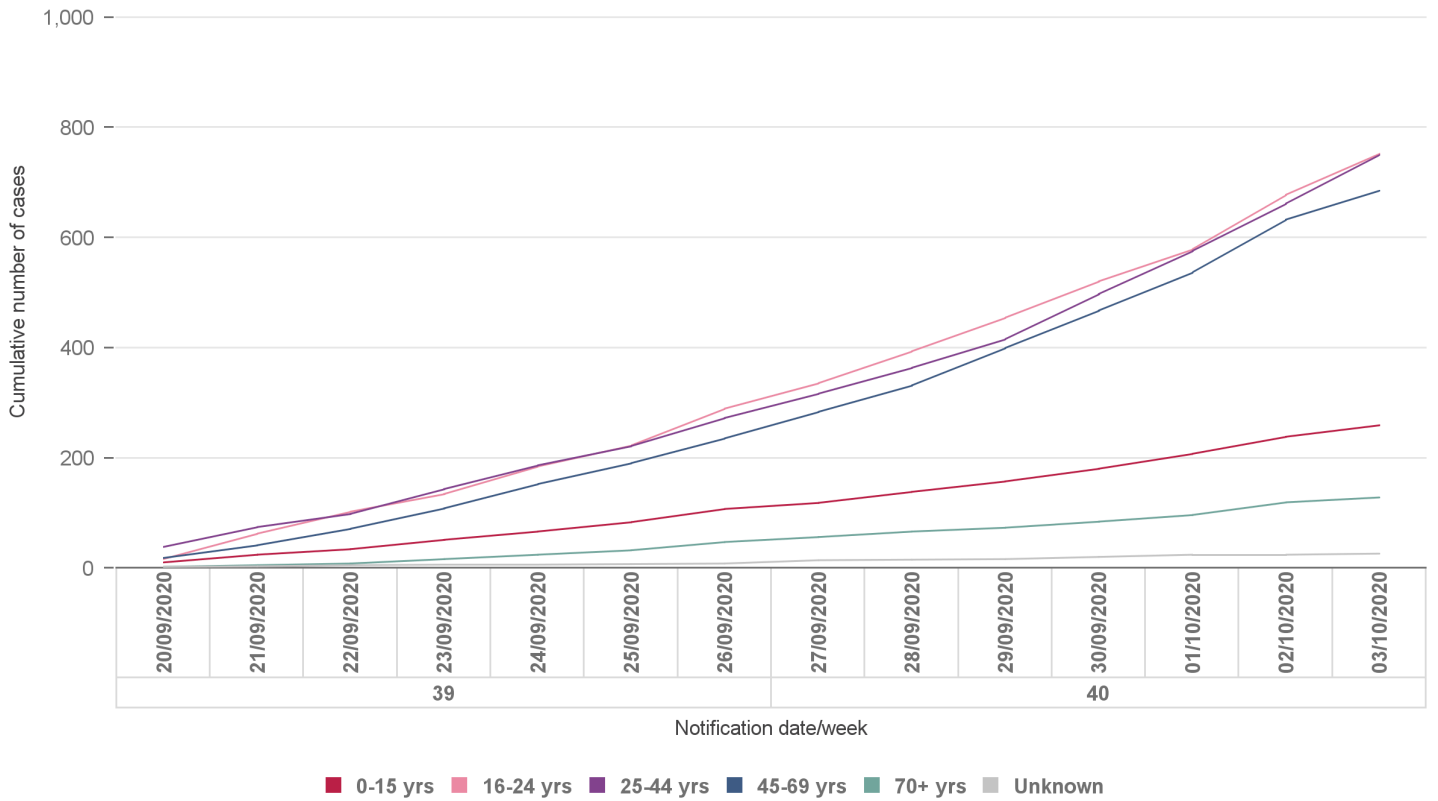


Figure 2: Cumulative number of confirmed COVID-19 cases notified in Ireland by date/week of notification and age group (years) from 20/09/2020 to midnight 03/10/2020

**Table 2: Characteristics of confirmed COVID-19 cases by community healthcare organisation (CHO)\* notified from 20/09/2020 to midnight 03/10/2020**

CHO Area	Cases		M:F ratio	Mean age (years)	Healthcare workers		Associated with clusters	
	N	%			N	%	N	%
CHO1	644	12.59	1.13	37	43	6.68	307	47.67
CHO2	373	7.29	1.13	34	12	3.22	230	61.66
CHO3	268	5.24	0.99	32	7	2.61	72	26.87
CHO4	640	12.51	0.96	34	37	5.78	386	60.31
CHO5	215	4.2	1.03	38	15	6.98	102	47.44
CHO6	496	9.7	0.87	37	31	6.25	180	36.29
CHO7	910	17.79	0.99	37	44	4.84	369	40.55
CHO8	466	9.11	1.08	39	42	9.01	246	52.79
CHO9	1,102	21.55	0.97	36	67	6.08	351	31.85
<b>National</b>	<b>5,114</b>	<b>100</b>	<b>1</b>	<b>36</b>	<b>298</b>	<b>5.83</b>	<b>2,243</b>	<b>43.86</b>

**Table 3: Number of confirmed COVID-19 cases by community healthcare organisation (CHO) \* notified in Ireland from 20/09/2020 to midnight 03/10/2020**

CHO Area	Number of confirmed cases	Incidence per 100,000 population
CHO1	644	164.6
CHO2	373	82.3
CHO3	268	69.6
CHO4	640	92.7
CHO5	215	42.1
CHO6	497	129.7
CHO7	909	128.4
CHO8	466	75.2
CHO9	1102	177.3
<b>Ireland</b>	<b>5,114</b>	<b>107.4</b>

\*CHO1: Cavan, Donegal, Monaghan, Leitrim, Sligo  
 CHO2: Galway, Mayo, Roscommon  
 CHO3: Clare, Limerick, Tipperary North  
 CHO4: Cork, Kerry  
 CHO5: Carlow, Kilkenny, Tipperary South, Waterford, Wexford  
 CHO6: Dublin South East, Dun Laoghaire, Wicklow  
 CHO7: Dublin South City, Dublin South West, Dublin West, Kildare/West Wicklow  
 CHO8: Laois, Longford, Louth, Meath, Offaly, Westmeath  
 CHO9: Dublin North, Dublin North Central & Dublin North West

Table 4: Number of confirmed COVID-19 cases by county notified in Ireland from 20/09/2020 to midnight 03/10/2020

County	Number of confirmed cases	Incidence per 100,000 population
Carlow	25	43.9
Cavan	67	88.0
Clare	116	97.6
Cork	572	105.4
Donegal	422	265.1
Dublin	2191	162.6
Galway	230	89.1
Kerry	68	46.0
Kildare	208	93.5
Kilkenny	45	45.3
Laois	64	75.6
Leitrim	10	31.2
Limerick	133	68.2
Longford	54	132.1
Louth	98	76.0
Mayo	40	30.6
Meath	130	66.7
Monaghan	109	177.6
Offaly	60	77.0
Roscommon	103	159.6
Sligo	36	54.9
Tipperary	64	40.1
Waterford	40	34.4
Westmeath	59	66.5
Wexford	61	40.7
Wicklow	109	76.5
<b>Ireland</b>	<b>5,114</b>	<b>107.4</b>



**Table 5: Number and incidence of confirmed COVID-19 cases by Dublin Local Health Offices (LHOs) notified from 20/09/2020 to midnight 03/10/2020**

CCA	Local Health Office	Number of cases in past 14 days based on event date	14 day incidence rates based on event dates	Population (2016 Census)
CCA1	Dublin South	120	88.2	136,074
CCA2	Dublin South East	274	221.5	123,704
CCA3	Dublin South City	181	120.7	149,935
CCA4	Dublin South West	257	159.7	160,898
CCA5	Dublin West	257	165.4	155,343
CCA6	Dublin North West	415	199.8	207,670
CCA7	Dublin North Central	336	217.4	154,583
CCA8	Dublin North	351	135.4	259,152
	<b>Dublin</b>	<b>2191</b>	<b>162.6</b>	<b>1,347,359</b>

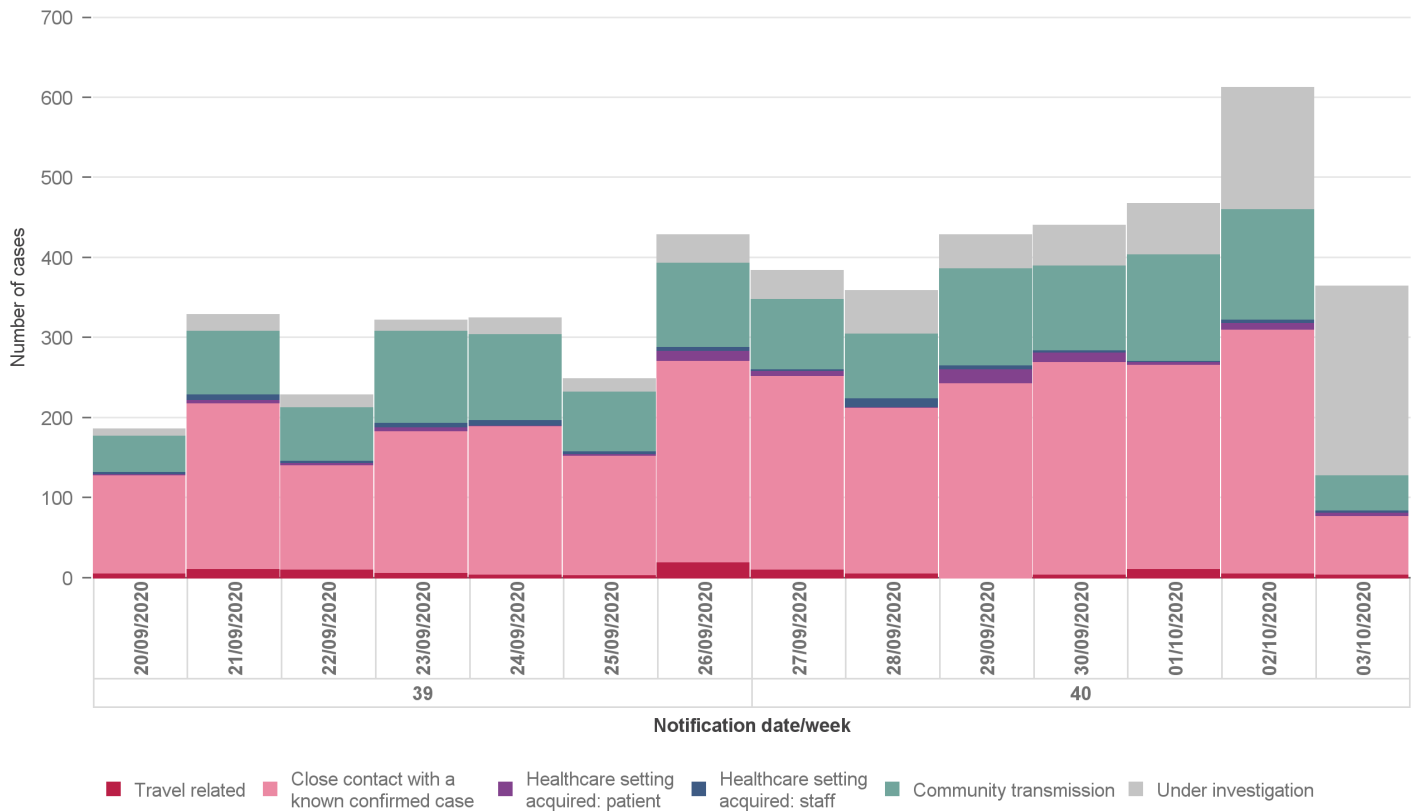
Note: Local health offices (LHOs) came into operation on 1st September 2005, replacing Community Care Areas (CCAs). LHO population denominators are used in this report rather than CCA population denominators. The LHO rates were calculated using Census 2016 LHO denominator data extracted from the HSE Health Atlas and are not a direct match to the corresponding CCAs.



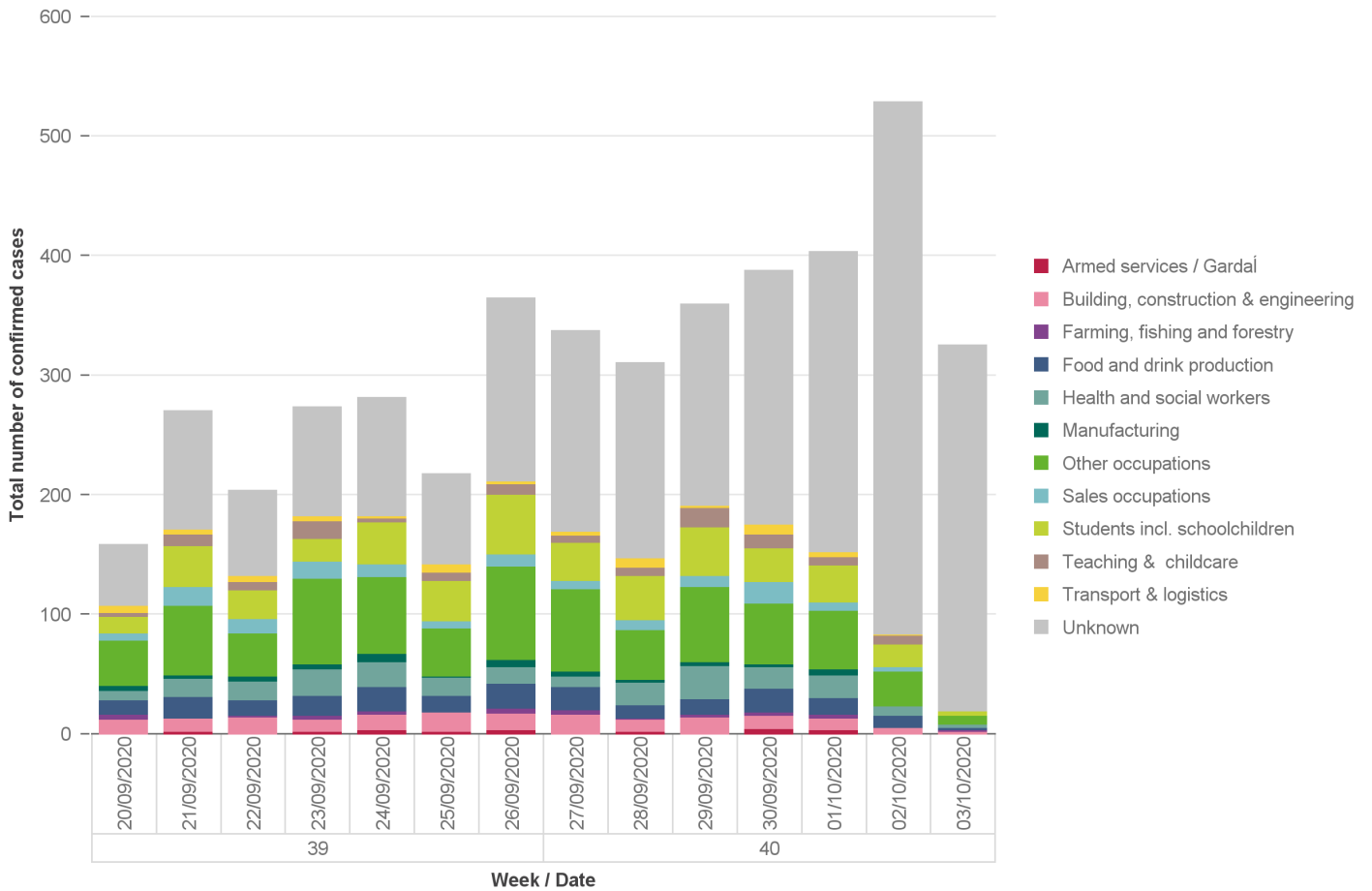
**Table 6: Number of confirmed COVID-19 cases by most likely transmission source notified from 20/09/2020 to midnight 03/10/2020**

Most likely transmission source	Number of cases	Percent
Travel related	84	1.64%
Close contact with a known confirmed case	2,812	54.99%
Healthcare setting acquired: patient	79	1.54%
Healthcare setting acquired: staff	64	1.25%
Community transmission	1,303	25.48%
Under investigation	772	15.10%
<b>Total</b>	<b>5,114</b>	<b>100.00%</b>

\*Travel related cases include cases who acquire COVID-19 infection outside of Ireland (imported cases) and cases who acquire COVID-19 infection directly from imported cases



**Figure 3: Number of confirmed COVID-19 cases notified in Ireland by date/week of notification and most likely transmission source from 20/09/2020 to midnight 03/10/2020**



**Figure 4: Number of confirmed COVID-19 cases notified in Ireland by date/week of notification and occupation\* from 20/09/2020 to midnight 03/10/2020**

\*Among cases aged 16-69 years

**Table 7: Cumulative number of confirmed cases of COVID-19 notified in Ireland from 20/09/2020 to midnight 03/10/2020 by age group and hospital, ICU\* and vital status**

Age Group (years)	Number of cases (n)	Cases hospitalised (n)	Cases hospitalised (%)	Cases admitted to ICU (n)	Cases admitted to ICU (%)
0-4 yrs	129	5	3.27	0	0
5-14 yrs	348	9	5.88	0	0
15-24 yrs	1286	14	9.15	0	0
25-34 yrs	951	17	11.11	1	14.29
35-44 yrs	763	14	9.15	1	14.29
45-54 yrs	690	16	10.46	0	0
55-64 yrs	505	27	17.65	0	0
65-74 yrs	253	27	17.65	4	57.14
75-84 yrs	129	17	11.11	1	14.29
85+ yrs	60	7	4.58	0	0
<b>Total</b>	<b>5,114</b>	<b>153</b>	<b>100</b>	<b>7</b>	<b>100</b>

\* The number of cases hospitalised and admitted to ICU relate only to events notified in the last 14 days and do not include cases notified prior to this and admitted to hospital or ICU in the last 14 days

## **Acknowledgements**

Sincere thanks are extended to all those who are participating in the collection of data and reporting of data used in these reports. This includes the HSE COVID-19 Contact Management Programme (CMP), staff in ICU units, notifying clinicians, laboratory staff, public health doctors, nurses, surveillance scientists, microbiologists and administrative staff.

**Report prepared by COVID-19 Epidemiology Team, HPSC**

## Technical Notes

### 1. Data Source

Data are based on statutory notifications and were extracted from Computerised Infectious Disease Reporting (CIDR) system at 15:37 on 10/4/20. Data are provisional and subject to ongoing review, validation and update. As a result, figures in this report may differ from previously published figures.

### 2. Epidemiological date

Epidemiological date is derived from epidemiological date, which is the earliest of onset date, date of diagnosis, laboratory specimen collection date, laboratory received date, laboratory reported date, event creation/notification date.

### 3. Population data

Population data were taken from Census 2016. Data were aggregated into the following age groups for the analysis: 0-4 years, 5-14 years, 15-24 years, 25-34 years, 35-44 years, 45-54 years, 55-64 years, 65-74 years, 75-84 years and  $\geq 85$  years.

### 3. Transmission classification

Transmission classification is based on country of infection as well as enhanced exposure data (international travel; close contact of a case) recorded in CIDR. Transmission is classified as 'unknown' due to incomplete data on CIDR.

Travel related cases include cases who acquire COVID-19 infection outside of Ireland (imported cases) and cases who acquire COVID-19 infection directly from imported cases.

WHO definition of transmission classification is specified below:

- Community transmission is evidenced by the inability to relate confirmed cases through chains of transmission for a large number of cases, or by increasing positive tests through routine screening of sentinel samples.
- Local transmission indicates locations where the source of infection is within the reporting location.
- Imported cases only indicates locations where all cases have been acquired outside the location of reporting.

### 4. Outbreak location

Where an outbreak location is reported as a residential facility (RF) this includes nursing homes, community hospitals, long-stay units and residential institutions including mental health facilities, prisons and direct provision centres.

Other outbreak location includes community, extended family, hotel, public house, retail outlet, travel related and all other locations.